European Commission

INTEGRATION OF SOCIAL SCIENCES AND HUMANITIES IN HORIZON 2020: PARTICIPANTS, BUDGET AND DISCIPLINES

2nd Monitoring report on SSH-flagged projects funded in 2015 under the Societal Challenges and Industrial Leadership priorities

Research and Innovation

EUROPEAN COMMISSION

Directorate-General for Research and Innovation
Directorate B — Open Innovation and Open Science
Unit B.6 — Open and inclusive Societies

Contact: Bogdan Iustin Birnbaum and Philippe Keraudren

E-mail: RTD-SSH-OPEN-AND-INCLUSIVE-SOCIETIES@ec.europa.eu
RTD-PUBLICATIONS@ec.europa.eu

European Commission
B-1049 Brussels

EUROPEAN COMMISSION

INTEGRATION OF SOCIAL SCIENCES AND HUMANITIES IN HORIZON 2020: PARTICIPANTS, BUDGET AND DISCIPLINES

2nd Monitoring report
on SSH-flagged projects funded in 2015
under the Societal Challenges and Industrial Leadership priorities

Edited by Bogdan Iustin Birnbaum, Philippe Keraudren, Tobias Strom and Theodoros Vavikis

2017

Directorate-General for Research and Innovation
Open and inclusive Societies

EUROPE DIRECT is a service to help you find answers to your questions about the European Union

Freephone number (*):

00 800 6 7 8 9 10 11

(*) Certain mobile telephone operators do not allow access to 00 800 numbers or these calls may be billed

LEGAL NOTICE

This document has been prepared for the European Commission however it reflects the views only of the authors, and the Commission cannot be held responsible for any use which may be made of the information contained therein.

More information on the European Union is available on the Internet (http://europa.eu).

Cataloguing data can be found at the end of this publication.

Luxembourg: Publications Office of the European Union, 2017

PDF ISBN 978-92-79-62633-3 doi 10.2777/097678 KI-01-16-934-EN-N

© European Union, 2017
Reproduction is authorised provided the source is acknowledged.

Cover image: ©kalinda12, #66007672, 2017. Source: Fotolia

«Technique works, and since its functioning becomes planetary, [however] it is necessary to look at the concepts of the individual, identity, freedom, truth, meaning and purpose, but also those of nature, ethics, politics, religion and history (...)»

Umberto Galimberti (Italian philosopher), Man in the age of technology (2000)

Contents

INTRODUCTION 8

1. KEY FINDINGS IN 2015 10

2. METHODOLOGY 14

3. INTEGRATION OF SSH IN THE 2015 CALLS OF THE SOCIETAL CHALLENGES AND INDUSTRIAL LEADERSHIP PRIORITIES: GENERAL ASSESSMENT 17

3.1 Budget going to SSH 17

3.2 Involvement of SSH partners 18

3.2.1 SSH partners by country 19

3.2.2 SSH partners by type of activity 20

3.3 Project coordination 22

3.3.1 SSH coordinators by country 22

3.4 Distribution by discipline 23

3.5 Quality of integration 25

4. PROJECTS AND TOPICS WITH A STRONG SSH DIMENSION IN WP 2014-2015 – EXAMPLES OF BEST PRACTICE 29

5. DETAILED ASSESSMENT: INTEGRATION OF SSH BY WORK PROGRAMME PART 34

5.1 Societal Challenge 1 'Health, Demographic Change and Well-being' 34

5.2 Societal Challenge 2 'Food Security, Sustainable Agriculture and Forestry, Marine, Maritime and Inland Water Research and the Bioeconomy' 37

5.3 Societal Challenge 3 'Secure, clean and efficient energy' 40

5.4 Societal Challenge 4 'Smart, green and integrated transport'.....43

5.5 Societal Challenge 5 'Climate action, environment, resource efficiency and raw materials'.....46

5.6 Societal Challenge 6 'Europe in a changing world – Inclusive, innovative and reflective Societies'.....49

5.7 Societal Challenge 7 'Secure Societies – Protecting freedom and security of Europe and its citizens' 52

5.8 LEIT-ICT 'Leadership in enabling and industrial technologies - Information and Communication Technologies'...55

5.9 LEIT-NMP 'Leadership in enabling and industrial technologies - Nanotechnologies, Advanced Materials, Biotechnology and Advanced Manufacturing and Processing' 58

5.10 LEIT-SPACE 'Leadership in enabling and industrial technologies – Space' 60

6. CONCLUSION AND WAY FORWARD 61

INTRODUCTION

The social sciences and humanities (SSH) encompass a wide range of disciplines such as sociology and economics, psychology and political science, history and cultural studies, law and ethics, geography and geopolitics. Contributions from these research and activity fields are needed under Horizon 2020 to generate new knowledge, support evidence-based policymaking, develop key competences and produce interdisciplinary solutions to both societal and technological issues.

The Regulation (EU) no 1291/2013 of 11.12.2013 of the European Parliament and of the Council establishing Horizon 2020 provides the legal basis and the main guidelines for the integration of SSH as a cross-cutting issue across the Framework Programme. It states that:

Social sciences and humanities research will be fully integrated into each of the priorities of Horizon 2020 and each of the specific objectives and will contribute to the evidence base for policy making at international, Union, national, regional and local level. In relation to societal challenges, social sciences and humanities will be mainstreamed as an essential element of the activities needed to tackle each of the societal challenges to enhance their impact. The specific objective of the societal challenge 'Europe in a changing world - Inclusive, innovative and reflective societies' will support social sciences and humanities research by focusing on inclusive, innovative and reflective societies.

The approach of integrating the SSH as a cross-cutting issue calls for a novel way of inter-disciplinary cooperation. This systematic and strategic integration of SSH in the topics of Horizon 2020 comes with opportunities and challenges. On one hand, it provides more scope for contributions from the SSH under more thematic areas and more topics than before. On the other hand, it requires applicants to submit proposals and build consortia that transcend disciplinary and sectorial boundaries, bringing together scholars from SSH disciplines and from life and physical sciences, technology, engineering and mathematics (STEM) as well as researchers and practitioners across these fields.

The goal of this second monitoring report is to assess to what extent the 2015 calls for proposals under the Societal Challenges and the Industrial Leadership priorities have delivered on the integration of SSH as a cross-cutting issue[1]. The report provides data on the budget dedicated to SSH activities, the share of SSH partners as well as their country affiliation and type of activity, the prevalence of various disciplines, and the overall quality of integration.

1 Horizon 2020 is made up of three priorities: 1) Excellent Science, 2) Industrial Leadership and 3) Societal Challenges. This monitoring report covers only the programmed parts of Horizon 2020 under the Industrial Leadership and Societal Challenges priorities.

As data collection for the report progressed, the lessons learned have been gradually fed into the preparation of the 2018-20 Work Programme. In particular, corrective measures have been identified and implemented that are expected to improve the qualitative integration of SSH in upcoming and future Horizon 2020 calls as from 2016.

The report also provides a baseline against which performance in terms of quantitative and qualitative integration of SSH can be benchmarked in the upcoming years of Horizon 2020.

Contributions from the entire spectre of Socio-economic sciences and Humanities are indispensable to address the most pressing global challenges in today's world and to create innovative solutions for the future.
To integrate Socio-economic sciences and Humanities wherever needed in Horizon 2020 – and to encourage true interdisciplinarity – is the only way to make sure that the programme delivers the economic and societal impact that Europe needs.

1. KEY FINDINGS IN 2015

	Number of SSH-flagged topics	Share of projects with at least one SSH partners	Involvement of SSH partners in projects funded under SSH-flagged topics	Amount and share of budget allocated to SSH partners in SSH-flagged topics	Quality of SSH integration[2]
2014	**98**	**71%** 219 out of 308 projects funded under SSH-flagged topics have at least one SSH partner in the project	**26%** of the total number of consortia partners in projects funded under 2014 SSH flagged topics(19% when excluding SC6) are SSH partners	**EUR 236 milion** (from which more than 70 million came from SC6) - amounted to **21%** of the estimated total budget for 2014 SSH flagged topics (EUR 1.1 Billion)	**With 10% threshold** Good: 40% None: 28%
2015	**83**	**84%** 197 out of 235 projects funded under SSH-flagged topics have at least one SSH partner in the project	**27%** of the total number of consortia partners in projects funded under 2015 SSH flagged topics (20% when excluding SC6) are SSH partners	**EUR 197 million** (from which more than 60 million came from SC6), amounted to **22%** of the estimated total budget for 2015 SSH flagged topics (EURO 888 million)	**With 10% threshold** Good: 57% None: 21% **With 20% threshold** Good: 39% None: 24%

This second report on SSH integration in H2020 is based on 235 projects funded in 2015, under 83 SSH flagged topics.

The quantitative integration of SSH is satisfactory

- In 2015 there were 83 SSH flagged topics with a budget of €888 million, whereas in 2014 the number of SSH flagged topics was 98 with a budget of €1.1 billion. This decrease is not significant as the budget for 2014 and 2015 was adopted in 2013 through a single decision for 2014-2015. It is expected that the budget for SSH integration will increase as from 2016.

2 See Section 2 on methodology. See also 2014 report: Integration of Social Sciences and Humanities in Horizon 2020: Participants, Budget and Disciplines.

- In terms of budget, €197 million out of the €888 million allocated in 2015 to the SSH flagged topics were awarded to SSH partners, with €168 million under the Societal Challenges pillar and €29 million under the LEIT pillar. Compared with 2014 there is a decrease in absolute terms (€236 million in 2014). However, in terms of the share of budget going to SSH partners under SSH flagged topics there is a slight improvement (22% in 2015 compared with 21% in 2014).

- Societal Challenge 6 accounts for €61 million, i.e. 30% of the overall amount of the €197 million awarded to SSH partners.

- 27% of consortia partners in projects funded under topics flagged for SSH have SSH expertise (26% in 2014). When excluding Societal Challenge 6, the share of SSH partners amounts to 20% (19% in 2014).

- In 2015 only 38 projects out of 235 projects funded under the SSH flagged topics had no SSH partners (16%). This represents a significant improvement compared to 2014 when 29% of the projects financed under the SSH flagged topics had no SSH partners.

SSH partners by type of activity

- Together, higher education establishments (HES) and non-profit research organisations (REC) account for 51% of SSH partners while public sector institutions (such as ministries) account for 13%. In addition, 21% of SSH partners come from the private sector (for-profit research organisations, SMEs, consulting agencies, etc.) while the remaining 15% are categorised as 'others' and mainly include civil society organisations. Compared with 2014 there is a minor percentage decrease in percentage in the involvement of the HES (47% in 2014) and a large percentage increase in the participation of the public institutions (3% in 2014).

- When comparing data for individual work programme parts, the types of institutional actors involved vary depending on the societal challenge or LEIT part in question. For instance, higher education establishments and non-profit research organisations account for 75% of SSH partners in Societal Challenge 6 as compared to only 23% in Societal Challenge 3. The private sector accounts for 39% of SSH partners in Societal Challenge 3 and 36% in Societal Challenge 4, but only for 9% of them in Societal Challenge 6. These percentages are close to the 2014 figures.

SSH partners and coordinators by country affiliation

- In terms of countries represented, the SSH partners come predominantly from the following EU Member States: United Kingdom (11%), Italy (10%), Germany (10%), Spain (8%), Belgium (8%), and France (6%). Combined, these top six

countries account for 52% of the SSH partners. Overall it seems that the country affiliation of SSH partners is less concentrated than in 2014. Non-EU countries (associated and third countries) participation is also relevant accounting for 12% of the SSH partners.

- 26% of projects financed under SSH flagged topics are coordinated by a SSH partner. In particular, the SSH coordinators come from the United Kingdom (19%), Germany (16%), Spain (13%), Italy (13%), and Belgium (13%). Together, the top eight countries account for 89% of SSH coordinators.

Distribution by disciplines

- Regarding the variety of SSH disciplines in the funded projects, contributions from the fields of economics, (26%), political science and public administration (17%) are well integrated while a few other SSH disciplines are underrepresented. This is especially the case for the human geography/demography and anthropology/ethnology, which contribute with only 3% of researchers in funded projects with an SSH dimension. One should keep in mind that the non-research activities (Project management and project related communication activities) account for 9% of all activities performed by staff with an SSH background. As in 2014, we observe that the Humanities remain underrepresented.

The quality of SSH integration is highly uneven across H2020

This second report on SSH integration in H2020 applies a revised methodology for the assessment of the quality of SSH integration. It keeps three criteria (share of SSH partners, budget of SSH partners, contribution from SSH disciplines) and proposes two scenarios of quality based on the calculation of two thresholds 10% and 20% for the three criteria out of four (see the methodology section).

I. *When applying the 10% threshold*

- 57% of projects funded under topics flagged for SSH show good integration of SSH in terms of share of partners, budget allocated to them, person-months, and variety of disciplines involved. However, at the other end of the spectrum, 21% of the projects funded under topics flagged for SSH do not integrate any contributions from SSH. When excluding Societal Challenge 6, the share of projects that fail to integrate contributions from the SSH increases from 21% to 25% while the share of projects with good SSH integration decreases from 57% to 50%.

- The quality of integration differs considerably depending on the Societal Challenge or LEIT part. For Societal Challenge 6, 97% of funded projects show a good integration of SSH. Societal Challenge 4 and 7 also perform well with 91% and 82% of the projects, respectively, showing a good integration of SSH.

In contrast, 43%, 47% and 67% of the projects funded under Societal Challenge 2, Societal Challenge 5 and LEIT-NMBP do not integrate any contributions from the SSH in the SSH flagged topics.

Compared with 2014, these figures show a percentage increase in terms of good integration (57% compared to 40% in 2014) and a decrease in the percentage of projects with no SSH (21% compared to 28% in 2014).

II. *When applying the 20% threshold*

- 39% of projects funded under topics flagged for SSH show good integration of SSH in terms of share of partners, budget allocated to them, person-months, and variety of disciplines involved. However, at the other end of the spectrum, 24% of the projects funded under topics flagged for SSH do not integrate any contributions from the SSH. When excluding Societal Challenge 6, the share of projects that fail to integrate contributions from the SSH increases from 24% to 29% while the share of projects with good SSH integration decreases from 39% to 31%.

- The quality of integration differs considerably depending on the Societal Challenge or LEIT part. For Societal Challenge 6, 83% of funded projects show a good integration of SSH. Societal Challenge 4 and 7 also perform well with 64% and 73% of the projects, respectively, showing a good integration of SSH. In contrast, 43%, 50% and 67% of the projects funded under Societal Challenge 2, Societal Challenge 5 and LEIT-NMBP do not integrate any contributions from the SSH.

Compared with 2014, these figures show a similar level of good integration (39% compared to 40% in 2014) and a decrease in the percentage of projects with no SSH (24 % compared to 28% in 2014).

This data indicates that the second year (2015) of the implementation of SSH integration in Horizon 2020 was overall satisfactory. Nevertheless, there is still room for improvement, notably by reducing the share of projects without any contributions from SSH. To address this issue, the topic texts of future Work Programmes need to explicitly call for SSH contributions and be framed with the social-human-economic and cultural aspects as an integral part of the SSH flagged topics. For the sake of higher impact and true inter-disciplinarity a broader range of disciplines should be involved. This is particularly important for the humanities. Last but not least, stronger efforts need to be undertaken with regard to some EU Member States to promote interdisciplinary research approaches and the possibilities these create for the SSH communities.

2. METHODOLOGY

The data in this report were extracted from the grant agreements of the 235 projects selected for funding in 2015 under 83 topics[3] in the Societal Challenges and Industrial Leadership priorities combined.

All 83 topics were flagged for SSH in the Participant Portal. As such, they were expected to fund projects in which contributions from SSH practitioners and experts would be integrated to varying degrees. The Societal Challenges priority funded 172 projects under 77 of these topics while the Industrial Leadership priority funded 63 projects under the remaining 6 topics.[4]

No reliable IT-based solution is yet in place for collecting data on the integration of SSH in Horizon 2020 projects. As a result, as in 2014, data extraction for the 2015 projects was performed manually, project by project, according to a methodology that is both simple and robust. This methodology is based on the following categories:

SSH partners. Consortium partners (i.e. legal entities) for which 66% or more of the experts listed in the Grant Agreement (Part B) as taking part in the project have an academic and professional background in SSH and contribute with this expertise to project activities. This means that consortium partners that have less than 66% of experts with SSH expertise taking part in the project are ***not*** accounted for in this report although they may still play an important role in their projects.

Budget going to SSH. The total amount of budget given to SSH partners as defined above, in the 235 projects funded under the SSH flagged topics in 2015.

Activity type. This category is based on the legal status of consortium partners and on their public, commercial, research and educational affiliation.[5] The five activity types used in this report are the ones used by the Common Research Data Warehouse (CORDA).[6]

---

3 The 83 topics do not include activities under the 'Other Actions' sections of the Work Programme.

4 It is important to bear in mind that some Societal Challenges also contributed topics to focus area calls in other WP parts, thus making the exact contribution of each Societal Challenge sometimes difficult to apprehend.

5 This information is collected from consortium partners through the online Unique Registration Facility and then validated during the negotiation stage of the grant agreement.

6 The five categories used by CORDA are mutually exclusive so that a project partner can fall under only one category. For example, although an entity can be both a higher education establishment (HES) and a research organisation (REC), the entity will be classified as a higher education establishment (HES). Also, commercial for-profit research organisations will only appear under the category private for-profit entities (PRC).

HES	Higher or secondary education establishments
REC	Research organisations
PUB	Public body (excluding research organisations and higher or secondary education establishments)
PRC	Private for profit entities (excluding higher or secondary education establishments)
OTH	Others

Distribution by disciplines. This category provides aggregated data on the distribution of SSH expertise across projects. It indicates what percentage of projects includes partner-level expertise in each of the following 13 disciplines or clusters of disciplines:

- anthropology (excluding physical anthropology) and ethnology;
- economics;
- business and marketing;
- human geography and demography (excluding physical geography);
- education;
- communication;
- history;
- humanities and the arts (archaeology, area studies, ethics, interpretation and translation, languages and cultures, literature, linguistics, philosophy, religion and theology);
- political science, public administration
- law, legal studies;
- psychology;
- sociology;
- Non-research activities (Project management and project related communication activities).

In comparison with the previous report there are three improvements:

- in order to have more precise figures on SSH disciplines, we have counted the number of experts per discipline in each project;
- we have counted separately the SSH experts whose contribution to the projects is not research but only communication and project management. For instance if a partner is an SSH partner and is in charge of the work package on communication all the experts will be counted as non-research. Besides, if the coordinator is an SSH partner, automatically one of its experts is counted as non-research.
- we have disaggregated the SSH disciplines into 13 clusters instead of only 9 clusters in 2014.

Quality of SSH integration. This category is a composite project-level indicator. It aggregates the performance of each project along four criteria and associated thresholds, assessing whether:

- the share of SSH partners is higher than 10%;
- the budget going to SSH is higher than 10%;

- person-months by SSH partners are higher than 10%;
- contributions from the SSH came from at least two distinct SSH disciplines.

In a second scenario we have applied a threshold of 20% for the three criteria. In this case the quality of integration is calculated according to the following criteria:

- the share of SSH partners is higher than 20%;
- the budget going to SSH is higher than 20%;
- person-months by SSH partners are higher than 20%;
- contributions from the SSH came from at least two distinct SSH disciplines.

The 2015 report introduces the more precise calculation of person-months among SSH partners since it is believed to be a more reliable indicator than the one used in the 2014 report which was «contributions from the SSH are well integrated in project abstract, keywords, work packages and deliverables».

The quality of SSH integration in each project is assessed according to the following scale:

None	No threshold is met for any of the four criteria
Weak	Threshold met for one criterion only
Fair	Threshold met for two or three criteria
Good	Threshold met for all four criteria

3. INTEGRATION OF SSH IN THE 2015 CALLS OF THE SOCIETAL CHALLENGES AND INDUSTRIAL LEADERSHIP PRIORITIES: GENERAL ASSESSMENT

3.1 Budget going to SSH

The total funding available for the calls for proposals in the Work Programme 2015 amount to €3.7 billion, out of which €888 million are dedicated to topics flagged for SSH. Under these topics €197 million out of the €888 million (i.e. 22%) go to SSH partners. Overall, the share of budget going to SSH partners amounts to 5% of the total 2015 budget of €3.7 billion for SCs and LEITs.

Budget allocated to SSH-flagged topics and to SSH partners (million €)					
Horizon 2020 parts	**Total budget 2015 calls**	**Budget allocated to SSH-flagged topics**	**Budget going to SSH partners**	**Share of budget going to SSH partners under SSH-flagged topics**	**Share of budget going to SSH partners out of the total call budget**
SC1	590	135	26	19%	4%
SC2	179	85	12	14%	7%
SC3	619	88	13	15%	2%
SC4	268	75	27	36%	10%
SC5	329	172	16	9%	5%
SC6	127	92	61	67%	48%
SC7	200	38	13	34%	7%
Total SC	2312	685	168,5	25%	7%
LEIT-ICT	819	195	28	15%	3%
LEIT-NMBP	510	8	0,2	2%	Less than 1 %
LEIT-SPACE	104	0	0	0%	0%
Total LEIT	1433	203	28,7	14%	2%
Total	**3745**	**888**	**197,2**	**22%**	**5%**
Total ex. SC6	3618	796	136	17%	4%

The budget share for SSH is highest in SC6 with €61 million (67%) out of the €92 million allocated to the SSH-flagged topics, followed by SC4 (€27 million, 36%) and SC7 (€13 million, 34%). The lowest shares are to be found in LEIT-NMBP (€0,2 million, 2%) and LEIT-SPACE (no SSH flagged topics in 2015).

However, when focussing on budget size instead of budget share, the picture is different. With €61 million, SC6 is still top of the list. However, LEIT-ICT comes next with €28 million going to SSH partners, followed by SC4 (€27 million) and SC1 (€26 million). The lowest budget numbers are found in the LEIT-NMBP and LEIT-SPACE parts.

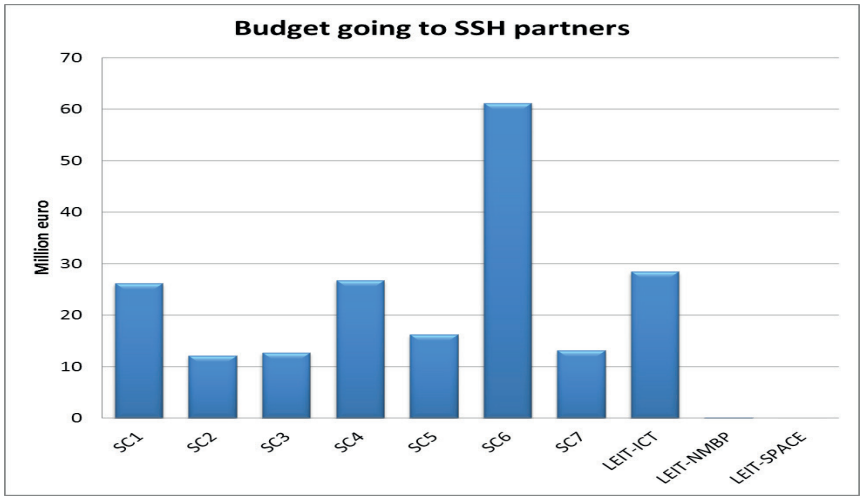

3.2 Involvement of SSH partners

Overall, 27% of consortium partners (i.e. 827 partners) in projects funded under SSH-flagged topics in the Societal Challenges and the LEIT parts of Horizon 2020 have and contribute with SSH expertise (20% of partners when excluding SC6). Their share is highest in SC6 (72%), SC7 (50%) and SC4 (33%) while being lowest in LEIT-SPACE (0%) and SC5 (11%).

Involvement of SSH partners in projects funded under SSH-flagged topics								
Horizon 2020 parts	Total number of topics	Number of SSH-flagged topics	Funded projects under SSH-flagged topics	Projects with at least one SSH partner	Share of projects with SSH partners	Partners in projects under SSH-flagged topics	SSH partners in projects under SSH-flagged topics	Share of SSH partners
SC1	24	6	24	22	92%	298	69	23%
SC2	23	10	14	9	64%	317	48	15%
SC3	36	14	44	35	80%	481	85	18%
SC4	16	5	11	11	100%	210	69	33%
SC5	22	9	32	22	69%	566	59	11%
SC6	28	23	36	36	100%	423	305	72%
SC7	37	10	11	11	100%	157	78	50%
Total SC	186	77	172	146	85%	2452	713	29%
LEIT-ICT	20	4	60	50	83%	549	111	20%
LEIT-NMBP	37	2	3	1	33%	22	3	14%
LEIT-SPACE	13	0	0	0	0%	0	0	0%
Total LEIT	70	6	63	51	81%	571	114	20%
Total	**256**	**83**	**235**	**197**	**84%**	**3023**	**827**	**27%**
Total ex. SC6	228	60	199	161	81%	2600	522	20%

197 out of 235 (84%) projects funded under SSH-flagged topics in the Societal Challenges and the LEIT parts of Horizon 2020 have at least one SSH partner in the project. All projects funded under the SSH flagged topics in SC4, SC6 and SC7 have at least one SSH partner. The share of projects with SSH partners is also very high for SC1 with 92%.

Conversely, 38 projects (16%) funded under the SSH-flagged topics do not have SSH partners. This may point to several causes such as low quality of the topic texts, barriers to inter-disciplinarity in given scientific fields and/or insufficient guidance to evaluators during the evaluation process.

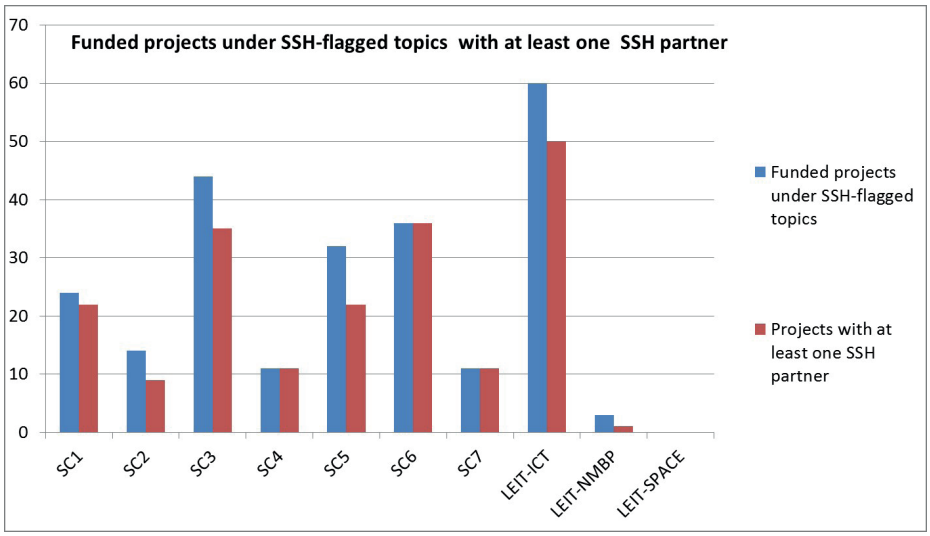

3.2.1 SSH partners by country

The vast majority of SSH partners are established in EU Member States (88%), with the remaining 12% established in associated countries (6%) or third countries (6%). These figures represent an aggregate and within the sub-groups disparities can be found.

Country affiliation of SSH partners: Sub-groups		
	Partners	Share
Total	827	100%
EU-28	730	88%
Associated countries	46	6%
Third countries	51	6%
Top 6 countires	432	52%
Top 20 countries	702	85%

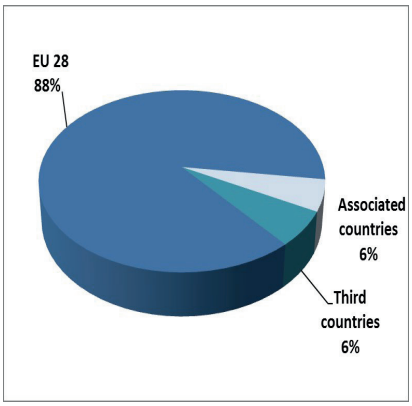

The 20 most represented countries listed below account for 85% of all SSH partners. In particular the top 5 countries (UK, IT, DE, ES and BE) account for almost half of the total SSH partners.

Country affiliation of SSH partners - top 20 countries																				
Country	UK	IT	DE	ES	BE	FR	NL	OTHER	AT	PL	PT	EL	DK	FI	RO	IE	LT	TR	HU	SE
Partners	92	85	75	67	66	47	38	35	34	25	23	21	16	15	14	14	12	12	11	11
Share	11%	10%	9%	8%	8%	6%	5%	4%	4%	3%	3%	3%	2%	2%	2%	2%	1%	1%	1%	1%

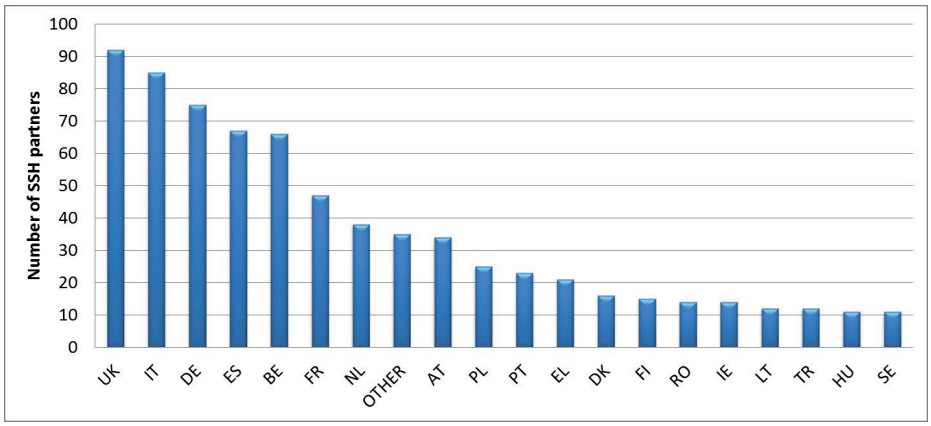

At individual country level, the UK is best represented with 92 partners accounting for 11% of total SSH partners. Italy comes in second, with 85 partners and a share of 10%, followed closely by the Germany (75 partners and a share of 9%), Spain and Belgium that each accounts for 8% of SSH partners. As a result, 52% of the SSH partners are established in only six EU countries.

3.2.2 SSH partners by type of activity

The majority of SSH partners belong to the realm of publicly funded science and research. 64% of them are affiliated with higher or secondary education establishments (HES, with an individual share of 34%), research organisations (REC, 17%), or public bodies (PUB, 14%). 21% of all SSH partners come from private for profit entities (PRC), such as for-profit research organisations, SMEs or consultancies.

The shares of the various activity types differ considerably depending on the Horizon 2020 part in question.

Type of activity – share of SSH partners					
Horizon 2020 parts	**HES**	**REC**	**PUB**	**PRC**	**OTH**
SC1	32%	16%	14%	25%	13%
SC2	46%	23%	13%	10%	8%
SC3	7%	16%	14%	39%	24%
SC4	6%	10%	23%	36%	25%
SC5	24%	7%	12%	34%	24%
SC6	52%	23%	8%	9%	8%
SC7	47%	6%	23%	13%	10%
LEIT-ICT	17%	16%	7%	33%	26%
LEIT-NMBP	0%	33%	0%	67%	0%
LEIT-SPACE	0%	0%	0%	0%	0%
Total	**34%**	**17%**	**13%**	**21%**	**15%**

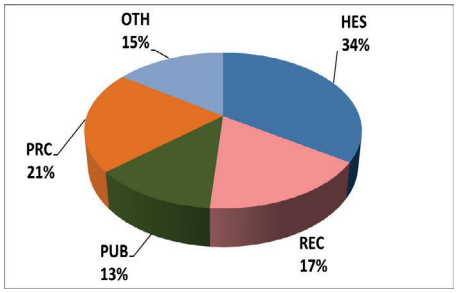

The share of SSH partners from higher education establishments (HES) is highest in SC6 (52%), SC2 and SC7 (nearly 50%). It is lowest in SC4, SC3, LEIT-NMBP and LEIT-SPACE (less than 10%). Research organisations fare best in LEIT-NMBP (33%), SC6 and SC2 (23%). Private-for-profit entities are best represented in LEIT-NMBP (67%), SC3 (39%) and SC4 (36%), but their share is significantly lower in SC6 (9%), and SC2 (10%).

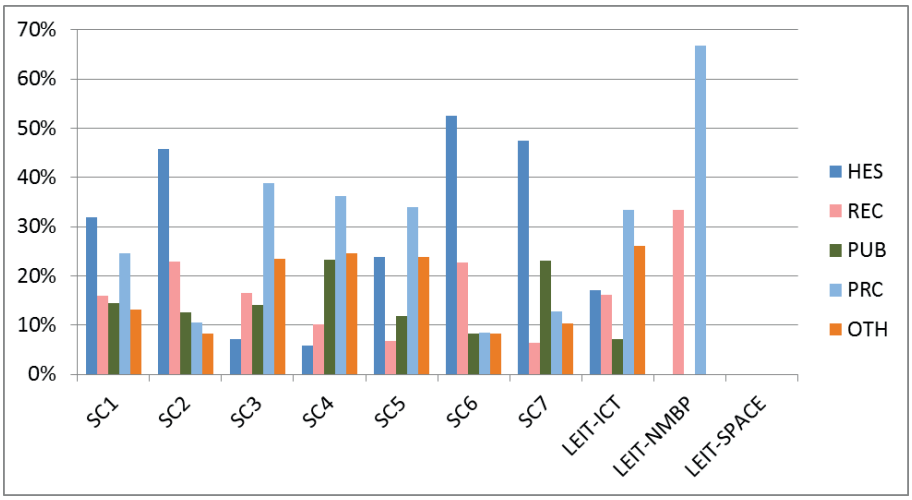

3.3 Project coordination

In total, 62 of 235 (26%) projects funded under the SSH-flagged topics in the Societal Challenges and the LEIT parts of Horizon 2020 are coordinated by an SSH partner. The highest number of SSH project coordinators can be found under SC6 with 29 SSH-coordinated projects followed by SC3 and LEIT-ICT with 7 SSH-coordinated projects each. The share of SSH-coordinated projects is the highest in SC6 (81%), SC4 (45%) and SC7 (36%).

If one excludes the high number of SSH coordinated projects under SC6, on average 17% of the projects are coordinated by an SSH partner. This rather low share of SSH coordinated projects indicates that the potential for SSH integration remains underused. This is particularly the case for Societal Challenge 2 where only 7% of the projects are coordinated by an SSH partner. In LEIT, there are also very few SSH coordinated projects. In LEIT-ICT 12% of the projects are coordinated by SSH partners while there are no SSH coordinated projects in LEIT-NMBP and LEIT-SPACE.

Horizon 2020 parts	Projects funded under SSH flagged topics	Projects coordinated by SSH partners	Share SSH coordinators
SC1	24	4	17%
SC2	14	1	7%
SC3	44	7	16%
SC4	11	5	45%
SC5	32	5	16%
SC6	36	29	81%
SC7	11	4	36%
Total SC	172	55	32%
LEIT-ICT	60	7	12%
LEIT-NMBP	3	0	0%
LEIT-SPACE	0	0	0%
Total LEIT	63	7	11%
Total	**235**	**62**	**26%**
Total ex. SC6	199	33	17%

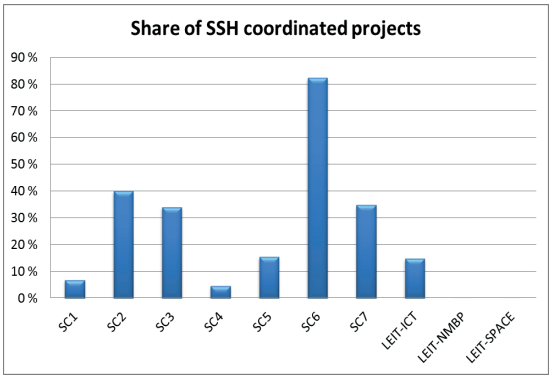

3.3.1 SSH coordinators by country

For project consortia led by an SSH partner, the SSH coordinators come predominantly from the following countries: UK (12 projects – 19%), Germany (10 projects - 16%), Spain (8 projects – 13%), Belgium (8 projects – 13%), Italy (8 projects – 13%), the Netherlands (3 projects – 5%), Norway (3 projects – 5%), and Austria (3 projects – 5%).

Country affiliation of SSH coordinators: Sub-groups		
	Coordinators	Share
Total	62	100%
EU-28	59	95%
Associated countries	3	5%
Third countries	0	0%
Top 6 countires	55	89%

Together, these eight countries account for 89% of the SSH coordinators and 5% of the SSH coordinators come from the associated countries. Efforts should be made in order to reduce the concentration of SSH coordinators in only a few countries.

Country affiliation of SSH project coordinators															
H2020 parts	UK	DE	ES	IT	BE	NL	NO	AT	PT	FR	DK	EL	FI	HU	Total
Coordinators	12	10	8	8	8	3	3	3	2	1	1	1	1	1	62
Share	19%	16%	13%	13%	13%	5%	5%	5%	3%	2%	2%	2%	2%	2%	100%

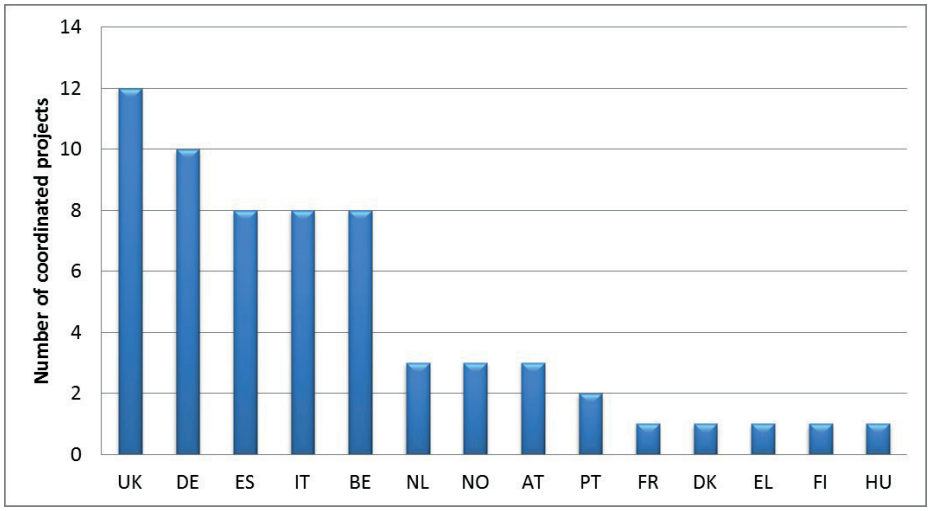

3.4 Distribution by discipline

Projects funded under the SSH-flagged topics of the Societal Challenges and LEIT parts of Horizon 2020 include a broad range of SSH disciplines. In particular, experts in the field of economics represent 26% of the total number of experts with an SSH background while experts in the fields of political science and public administration account for 17% of the experts. These two clusters of disciplines are the best represented in projects. In addition, some disciplines that are integrated fairly well in projects are business and marketing (11% of experts), and sociology (10% of experts). However, a number of other SSH disciplines are underrepresented. This is the case for demography and human geography (1% of the projects), and anthropology and ethnology (2% of the projects). This confirms that the integration of several disciplines, especially in the humanities, remains a serious challenge in H2020.

Besides, compared to 2014, in order not to inflate SSH integration artificially we have counted separately those experts with an SSH background that do not however perform research but do only non-research activities such as communication and management. In total 9% of experts that have an SSH background perform non-research activities (Project Management and project related communication activities).

Number of experts per SSH discipline and clusters of disciplines		
Disciplines and clusters of disciplines	Number of experts per discipline	Share of experts that include partner-level expertise
Economics	648	26%
Political Science, Public Administration	417	17%
Business, Marketing	268	11%
Sociology	245	10%
Non - Research activities	224	9%
Law	128	5%
History	109	4%
Communication	111	4%
Humanities, Arts	102	4%
Psychology	96	4%
Education	90	4%
Anthropology, Ethnology	46	2%
Human Geography, Demography	33	1%
Total number of experts with SSH background	**2517**	**100%**

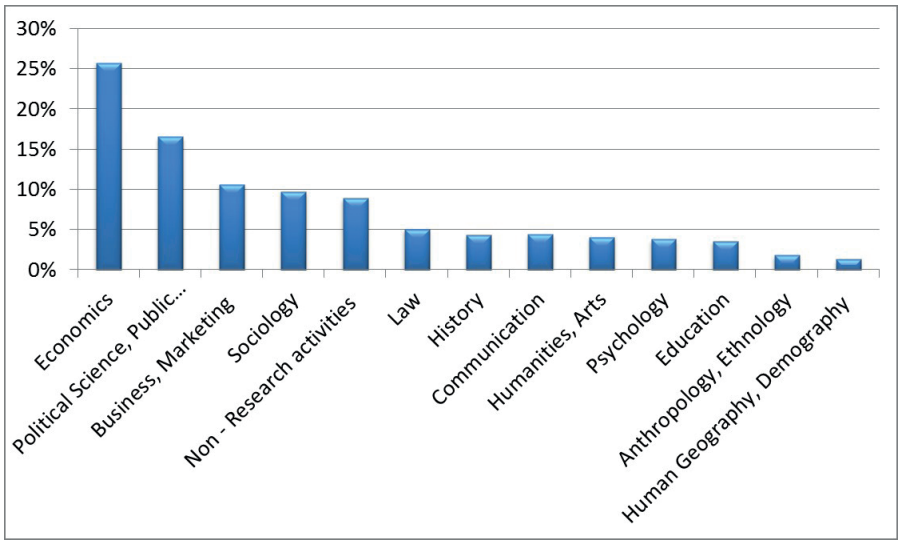

In terms of the distribution of SSH disciplines, economics represent the most prevalent cluster of SSH disciplines in Societal Challenges 2, 3 and 5. Political science and public administration are the most prevalent SSH cluster in Societal Challenges 4, 6, and 7, while Business and marketing form the largest cluster in SC1 (with psychology) and LEIT-ICT. Demography and Human Geography contribute only to Societal Challenges 1, 2, 4 and 5. It is also worth noticing that, although well spread across Societal Challenges, anthropology/ethnology and demography/geography are the least prevalent disciplines.

The table below shows in detail the prevalence of disciplines and clusters of disciplines in the different parts of Horizon 2020. The most prevalent discipline in each Horizon 2020 part is highlighted in green, the second most prevalent discipline in light green and the least prevalent discipline in light pink.

Share of projects that include experts from disciplines and clusters of disciplines													
Horizon 2020 parts	Sociology	Psychology	Anthropology Ethnology	Economics	Business, Marketing	Law	Political Science, Public Administration	Demography, Human Geography	Communication	Education	History	Humanities, the Arts	Non - Research activities
SC1	16%	18%	1%	13%	18%	7%	3%	2%	2%	2%	0%	1%	16%
SC2	3%	1%	1%	48%	31%	4%	7%	1%	1%	1%	0%	0%	1%
SC3	4%	1%	1%	33%	26%	5%	12%	0%	4%	0%	1%	0%	11%
SC4	7%	1%	0%	15%	17%	7%	26%	6%	10%	2%	1%	2%	5%
SC5	8%	0%	1%	23%	11%	5%	15%	6%	9%	2%	1%	0%	19%
SC6	13%	3%	4%	9%	5%	5%	25%	1%	5%	6%	9%	8%	9%
SC7	18%	8%	0%	3%	7%	15%	25%	0%	1%	0%	10%	2%	11%
LEIT-ICT	12%	9%	2%	7%	16%	3%	12%	0%	7%	10%	2%	9%	12%
LEIT-NMBP	0%	0%	0%	28%	9%	0%	18%	0%	36%	0%	9%	0%	0%
LEIT-SPACE	0%	0%	0%	0%	0%	0%	0%	0%	0%	0%	0%	0%	0%

3.5 Quality of integration

As stated above in the methodology section this report attempts to make the analysis of the quality of SSH integration more precise by presenting two scenarios.

3.5.1 *With the 10% threshold*:

57% of projects funded under topics flagged for SSH show good integration of SSH in terms of share of partners, budget allocated to them, person-months, and variety of disciplines involved. However, at the other end of the spectrum, 21% of the projects funded under topics flagged for SSH do not integrate any contributions from the SSH. When excluding Societal Challenge 6, the share of projects that fail to integrate contributions from the SSH increases from 21% to 25% while the share of projects with good SSH integration decreases from 57% to 50%.

Quality of SSH integration with 10% threshold				
Horizon 2020 parts	None	Weak	Fair	Good
SC1	13%	8%	21%	58%
SC2	43%	7%	14%	36%
SC3	25%	2%	30%	43%
SC4	0%	0%	9%	91%
SC5	47%	3%	13%	38%
SC6	0%	0%	3%	97%
SC7	0%	0%	18%	82%
LEIT-ICT	20%	12%	18%	50%
LEIT-NMBP	67%	0%	0%	33%
LEIT-SPACE	0%	0%	0%	0%
Total	**21%**	**5%**	**17%**	**57%**
Total ex. SC6	25%	6%	19%	50%

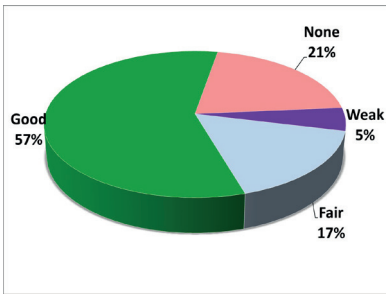

The quality of integration differs considerably across the various Societal Challenges and LEIT parts. In Societal Challenge 6, 97% of funded projects show a good integration of SSH. Societal Challenges 4 and 7 also perform well with respectively 91% and 82% of the projects showing a good integration of SSH. In contrast, only 36% and 33% of the projects funded under Societal Challenge 2 and LEIT-ICT show a fair or good integration of SSH. It is worth noting that more than half of the projects in SC2, SC5, LEIT-NMBP and LEIT-SPACE show either no integration or weak integration of SSH.

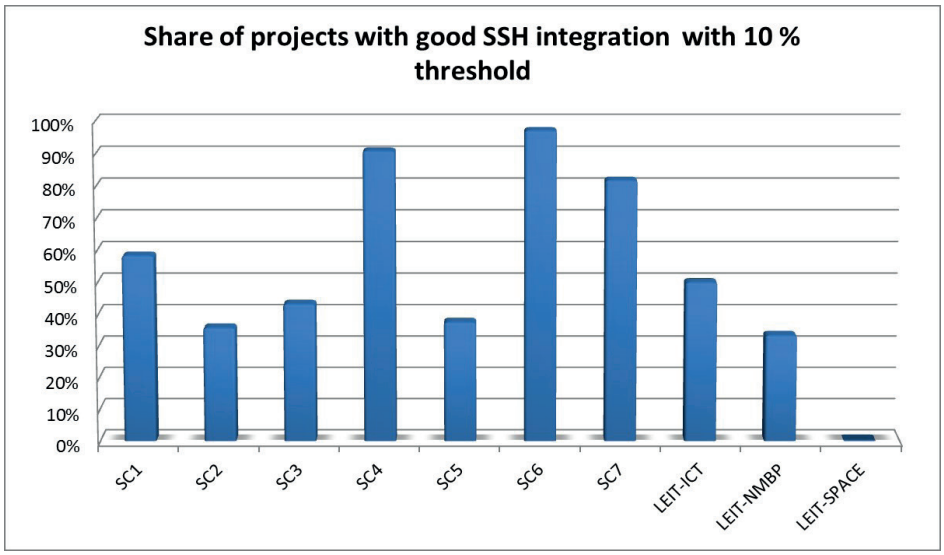

The type of action under which a project is funded strongly correlates with the quality of SSH integration in that project. Projects with good integration of SSH account for 57% of Coordination and Support Actions (CSA) and Research and Innovation Actions

(RIA) but only for 40% of Innovation Actions (IA)..

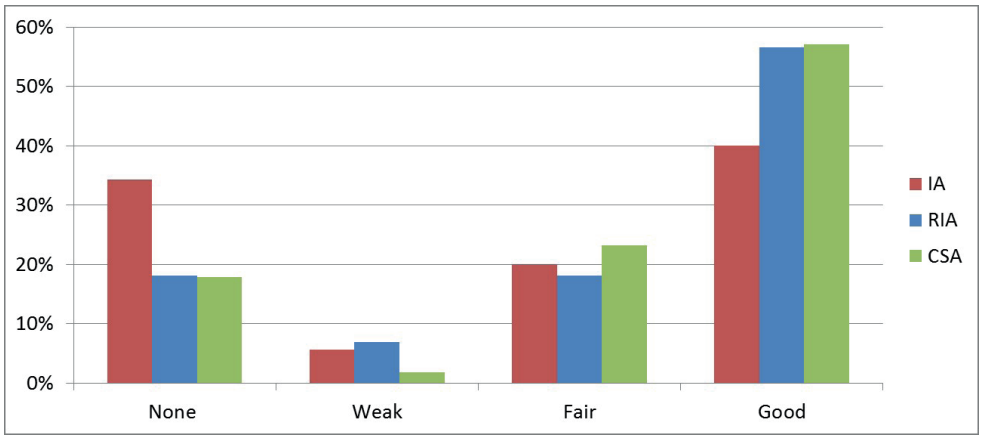

3.5.2 *With the 20% threshold*:

39% of projects funded under topics flagged for SSH show good integration of SSH in terms of share of partners, budget allocated to them, person-months, and variety of disciplines involved. However, at the other end of the spectrum, 24% of the projects funded under topics flagged for SSH do not integrate any contributions from the SSH. When excluding Societal Challenge 6, the share of projects that fail to integrate contributions from the SSH increases from 24% to 29% while the share of projects with good SSH integration decreases from 39% to 31%.

Quality of SSH integration with 20% threshold				
Horizon 2020 parts	**None**	**Weak**	**Fair**	**Good**
SC1	13%	17%	38%	33%
SC2	43%	36%	0%	21%
SC3	32%	23%	25%	20%
SC4	0%	9%	27%	64%
SC5	50%	22%	19%	9%
SC6	0%	8%	8%	83%
SC7	0%	9%	18%	73%
LEIT-ICT	27%	20%	17%	37%
LEIT-NMBP	67%	0%	0%	33%
LEIT-SPACE	0%	0%	0%	0%
Total	**24%**	**18%**	**19%**	**39%**
Total ex. SC6	29%	20%	21%	31%

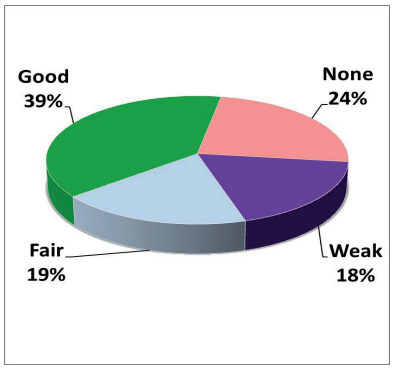

The quality of integration differs considerably across the various Societal Challenges and LEIT parts. In Societal Challenge 6 more than 80% of funded projects show a good integration of SSH. Societal Challenges 4 and 7 also perform well with 64% and 73% of the projects showing a good integration of SSH. In contrast, only 9% and 20% of the projects funded under Societal Challenges 5 and 3 show a good integration of SSH. It is worth noting that more than half of the projects in SC2, SC3, SC5, LEIT-NMBP and LEIT-SPACE show either no integration or weak integration of SSH.

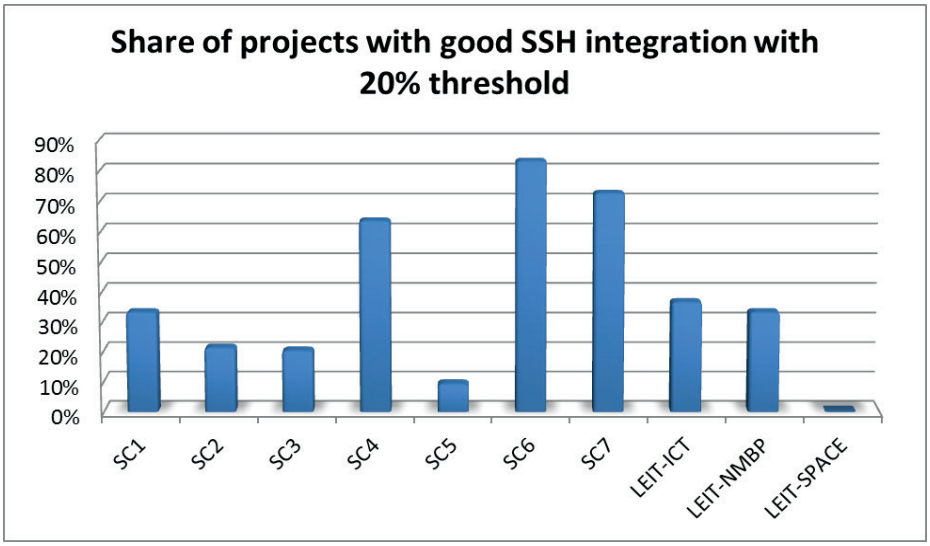
Share of projects with good SSH integration with 20% threshold
90%
80%
70%
60%
50%
40%
30%
20%
10%
0%
SC1
SC2
SC3
SC4
SC5
SC6
SC7
LEIT-ICT
LEIT-NMBP
LEIT-SPACE

4. PROJECTS AND TOPICS WITH A STRONG SSH DIMENSION IN WP 2014-2015 – EXAMPLES OF BEST PRACTICE

In 2015, 31% of topics have been flagged for SSH. In practical terms, this meant that they aimed at including SSH research as integral part of the expertise needed to properly address the issue outlined in the topic: When truly integrated, the SSH are not relegated to an add-on status. The integration of SSH encompasses a broad variety of disciplines, and contributions from the SSH cover a broad range of conceptual schemes. Below are some examples of good practice for funded projects and SSH-flagged topics.

PROJECTS	
Project INHERIT: **Inter-sectoral Health and Environment Research for Innovation** Type of Action: **RIA** WP Part: SC1 **Health, Demographic Change and Wellbeing**	The overarching aim of INHERIT is to define effective inter-sectoral policies and interventions that promote health and well being across the social gradient by tackling key environmental stressors and related inequalities in the areas of living, consuming and moving. INHERIT will bring together relevant stakeholders from different sectors, including the private sector. It will support inter-sectoral cooperation between environment, climate and health by: a) Identifying existing promising inter-sector policies and interventions that enable conditions for more healthy and **environmentally sustainable behaviours**, in three main areas: living, consuming and moving; b) Developing a Common Analytical Framework using impact assessment tools and quantitative and qualitative **indicators to assess the social, environmental and health benefits and the economic value in promising inter-sectoral interventions**; c) Developing targets and future visions while considering **overall economic and politics contexts and global trends** (i.e. participatory back-casting, stakeholder and citizen consultations and household surveys); d) Enhancing the leadership skills of public health professionals in inter-sectoral work to address key environmental stressors to health and promote healthy and environmentally sustainable lifestyles; e) Translating evaluation findings into models of good practice for effective inter-sectoral work and evidence based tools for policy development to contribute to the global and European environment, health and sustainable development policy agenda.

PROJECTS	
Project: STRENGTH2FOOD **Strengthening European Food Chain Sustainability by Quality and Procurement Policy** Type of Action: **RIA** WP Part: **SC2 Food Security, Sustainable Agriculture and Forestry, Marine, Maritime and Inland Water Research and the Bioeconomy**	Strength2Food is a 5-year, €6.9 million project to improve the effectiveness of EU food quality schemes (FQS), public sector food procurement (PSFP) and to stimulate Short Food Supply Chains (SFSC) through research, innovation and demonstration activities. Our 30-partner consortium representing 11 EU and 4 non-EU countries combines leading academic, communication, SME and stakeholder organisations to ensure a **multi-actor approach**. It will undertake case study-based quantitative research **to measure economic, environmental and social impacts** of FQS, PSFP and SFSC. The impact of PSFP policies on balanced nutrition in schools will also be assessed. Primary research will be complemented by advanced econometric analysis of existing datasets to determine impacts of FQS and SFSC participation on farm performance and survival, as well as understand price transmission and trade patterns. Consumer knowledge, confidence in, valuation and use of FQS labels and products will be assessed via cross-national survey, ethnographic and virtual supermarket-based research. Lessons from the research will be applied and verified in 6 pilot initiatives, focusing on less-developed and transition regions. These initiatives bring together academic and non-academic stakeholder partners in action research. Project impact will be maximised through a **knowledge exchange platform, hybrid forums, school educational resources**, a Massive Open Online Course and practitioner recommendations.

PROJECTS	
Project: NANO2ALL **Nanotechnology Mutual Learning Action Plan For Transparent And Responsible Understanding Of Science and Technology** Type of Action: **CSA** WP Part: **LEIT – Nanotechnologies and Advanced Materials**	Nanotechnology constitutes a great promise for domains as diverse as product development, environmental conservation, medicine and information technology while simultaneously giving rise to numerous concerns about potential health risks and environmental hazards. In addition, nanotechnology raises **wider social and ethical issues regarding unintended long-term consequences, social and financial risks, issues of governance and control and fundamental issues about life and human identity**. Within this context, NANO2ALL aims to put responsible research at the core of its methodology to create a climate of dialogue and engagement. NANO2ALL will create various tangible and intangible outputs and results, but most importantly insight that will allow researchers and decision-makers to engage with each other, as well as with other stakeholders and channel the feedback of their interaction into mechanisms that will reinforce the roadmap identifying research concerns and opportunities for innovation.

TOPICS	
EE 7 – 2014/2015: Enhancing the capacity of public authorities to plan and implement sustainable energy policies and measures **WP Part: SC3 Secure, Clean and Efficient Energy**	«Proposals empowering public authorities to develop, finance and implement ambitious sustainable energy policies and plans (for instance under the Covenant of Mayors initiative), on the basis of reliable data and analyses. Public actors should be encouraged to look at sectors with high energy saving potential such as buildings, industry and urban mobility. The geographical coverage should be well justified on the basis of European added-value. Capacity building should be an integral part of project proposals.»
MG.5.4-2015. Strengthening the knowledge and capacities of local authorities **WP Part: SC4 Smart, Green and Integrated Transport**	«Proposals should address one of the following domains: • Promoting take up of the innovative concept of Sustainable Urban Mobility Plans (SUMPs). Proposals from large networked groups of local authorities should include instruments and mechanisms for information exchange to assist them in preparing and implementing SUMPs. Proposals should ensure that the plans comprise a long-term vision, build on local consultation and interdepartmental coordination, include monitoring and evaluation, address financing options, and consider a wide range of measures, including newly-emerging technologies, policy-based, and soft measures. • Enhancing the capacities of local authorities and other stakeholders to successfully plan and implement innovative sustainable mobility measures, technologies and tools, on the basis of reliable data and analysis. Sustainable financing should play a key role, which means that special attention should be given to setting up business models, schemes for innovative procurement, the development of bankable projects and partnerships.»

TOPICS	
ICT 20 – 2015: Technologies for better human learning and teaching **WP Part: LEIT – ICT**	«Research experimentations on smart learning environments providing students with adaptive and personalised learning and assessment, including through multi-modal/multi-sensory interaction technologies and advanced interfaces. Activities should facilitate networking and capacity building. Research must be inherently multidisciplinary, building on advances on neuroscience, pedagogical and learning theories, educational psychology as well as artificial intelligence. Application scenarios include formal and informal education, including workplace learning. Support to large scale pilots (in real settings) that develop and integrate innovative digital educational tools, solutions and services for learning and teaching, and supporting engagement of teachers, learners and parents. They should aim at reducing the current restrictions of time and physical space in learning and teaching. They should foster greater connection between formal, non-formal and informal learning and remove obstacles for ubiquitous learning. The pilots should link all relevant stakeholders in educational technology. As part of piloting scenarios, a specific target group to address are children and adults with mental or physical disabilities who undergo general education, lifelong learning or vocational training. Activities for the latter could include work on skills recognition/validation through smart and business intelligence applications.»

5. DETAILED ASSESSMENT: INTEGRATION OF SSH BY WORK PROGRAMME PART

5.1 Societal Challenge 1 'Health, Demographic Change and Well-being'

In 2015, SC1 funded a total of 24 topics under one call for proposals: Personalising Health and Care (PHC). The 2014-15 Work Programme set the budget for these 24 topics at €590 million.

6 out of the 24 topics were flagged for SSH:

- 6 topics under the call PHC.

These 6 topics funded 24 projects for a budget of €135 million, out of which €26 million (i.e. 19%) went to SSH partners.

In terms of types of action, the 24 funded projects include:

- 24 Research and Innovation Actions

SSH partners account for 23% of project partners (69 out of 298) in the 24 projects. The six most represented countries are the UK, Spain, France, Belgium, Germany and Italy.

Country of affiliation of SSH partners																			
Country	UK	ES	FR	BE	DE	IT	NL	PT	FI	EL	CY	AT	IE	NO	CZ	LU	LV	US	OT
Partners	13	9	9	8	7	4	3	2	2	2	2	1	1	1	1	1	1	1	1
Share	19%	13%	13%	12%	10%	6%	4%	3%	3%	3%	3%	1%	1%	1%	1%	1%	1%	1%	1%

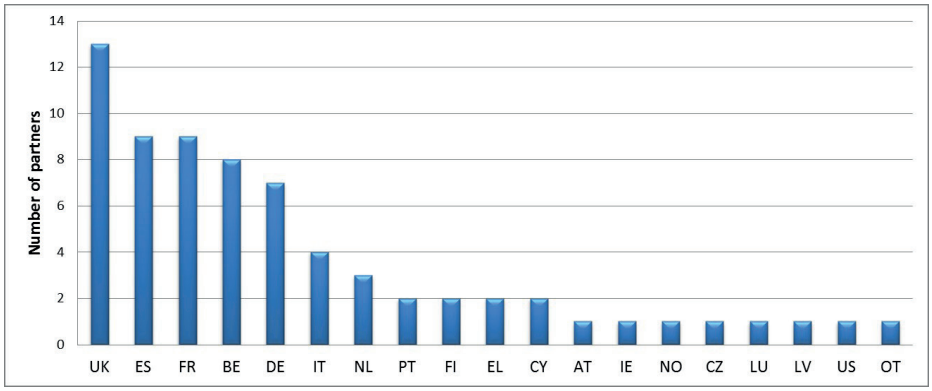

Project coordination is done by an SSH partner in 4 out of the 24 projects. The 4 SSH project coordinators are affiliated with the 2 countries listed below.

Country of affiliation of SSH partners	UK	BE
Number of projects coordinated	3	1

In terms of type of activity, 48% of all 69 SSH partners are either HES or REC.

Type of activity of partners	Number of SSH partners	Share of SSH partners
HES	22	32%
REC	11	16%
PUB	10	14%
PRC	17	25%
OTH	9	13%
Total	69	100%

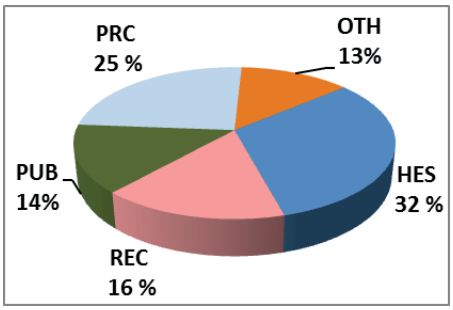

In terms of type of SSH expertise across all 24 funded projects, two clusters of disciplines are prevalent: 18% of projects include partners with expertise in business or marketing while 18% of projects include partners with expertise in psychology.

Disciplines and clusters of disciplines	Number of experts per discipline	Share of experts that include partner-level expertise
Business, Marketing	28	18%
Psychology	27	18%
Non - Research activities (Communication and Project Management)	25	16%
Sociology	25	16%
Economics	20	13%
Law	10	7%
Political Science, Public Administration	4	3%
Communication	3	2%
Education	3	2%
Humanities, the Arts	2	1%
Demography,	3	2%
Anthropology, Ethnology	2	1%
Human Geography	0	0%
History	0	0%

When it comes to the quality of SSH integration:

- *With the 10% threshold*: 58% of projects funded under the SC1 topics flagged for SSH show good integration of SSH and of their contributions while 13% of projects fail to integrate the SSH.

Quality of SSH integration	Number of projects	Share of projects
With the 10% threshold		
None	3	13%
Weak	2	8%
Fair	5	21%
Good	14	58%
Total	24	100%

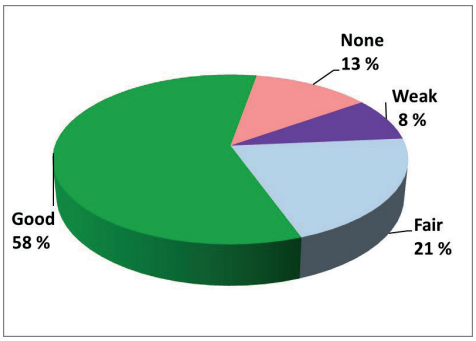

- *With the 20% threshold*: 33% of projects funded under the SC1 topics flagged for SSH show good integration of SSH and of their contributions while 13% of projects fail to integrate the SSH.

Quality of SSH integration	Number of projects	Share of projects
With the 20% threshold		
None	3	13%
Weak	4	17%
Fair	9	38%
Good	8	33%
Total	24	100%

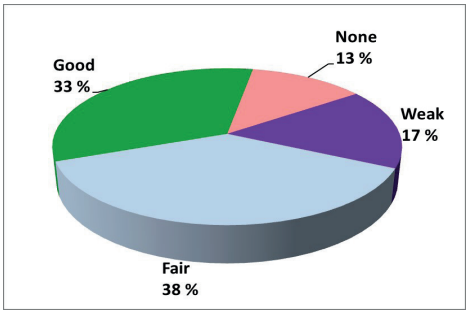

5.2 Societal Challenge 2 'Food Security, Sustainable Agriculture and Forestry, Marine, Maritime and Inland Water Research and the Bioeconomy'

In 2015 SC2 funded a total of 23 topics under three calls for proposals: Sustainable Food Security (SFS), Blue Growth (BG), and Innovative, Sustainable and Inclusive Bioeconomy (ISIB). The 2014-15 Work Programme set the budget for these 23 topics at €179 million.
10 out of the 23 topics were flagged for SSH:

- 5 topics under the call SFS
- 2 topics under the call BG
- 3 topics under the call ISIB.

These 10 topics funded 14 projects for a budget of €85 million, out of which €12 million (i.e. 14%) went to SSH partners: €7 million under the call SFS, €2 million under the call BG and €3 million under the call ISIB.

In terms of types of action, the 14 funded projects include:
- 13 Research and Innovation Actions
- 1 Coordination and Support Actions.

SSH partners account for 15% of project partners (48 out of 317) in the 14 projects. The three most represented countries are Italy, UK, and Spain.

Country of affiliation of SSH partners																				
Country	IT	UK	ES	OTHER	FR	DE	AT	NL	PL	NO	RS	SK	EL	CZ	HR	HU	IE	LT	CH	FO
Partners	8	5	5	5	2	2	2	2	2	2	2	2	2	1	1	1	1	1	1	1
Share	17%	10%	10%	10%	4%	4%	4%	4%	4%	4%	4%	4%	4%	2%	2%	2%	2%	2%	2%	2%

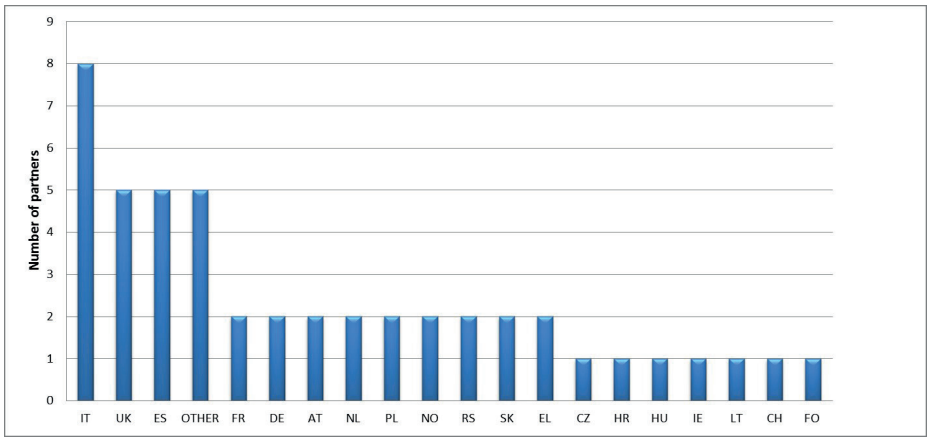

Project coordination is done by an SSH partner in one out of the 14 projects. The SSH project coordinator is affiliated with the country listed below.

Country of affiliation of SSH partners	UK
Number of projects coordinated	1

In terms of type of activity, close to 70% of all 48 SSH partners are either HES or REC.

Type of activity of	Number of SSH partners	Share of SSH
HES	22	46%
REC	11	23%
PUB	6	13%
PRC	5	10%
OTH	4	8%
Total	48	100%

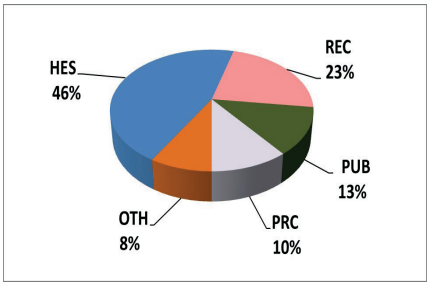

In terms of type of SSH expertise across all 14 funded projects, four clusters of disciplines are prevalent: economics; business and marketing; political science and public administration; and law.

Discipline prevalence in projects funded under SSH-flagged topics		
Disciplines and clusters of disciplines	Number of experts per discipline	Share of experts that include partner-level expertise
Economics	66	48%
Business, Marketing	42	31%
Political Science, Public Administration	10	7%
Law	6	4%
Sociology	4	3%
Psycology	2	1%
Anthropology, Ethnology	2	1%
Human Geography, Demography	2	1%
Communication	1	1%
Education	1	1%
Non - Research activities (Communication and project management)	1	1%
Humanities, the Arts	0	0%
History	0	0%

When it comes to the quality of SSH integration:

- *With the 10% threshold*: 36% of projects funded under the SC2 topics flagged for SSH show good integration of SSH partners and of their contributions while 43% of projects do not include any SSH partner.

Quality of SSH integration	Number of projects	Share of projects
With the 10% threshold		
None	6	43%
Weak	1	7%
Fair	2	14%
Good	5	36%
Total	14	100%

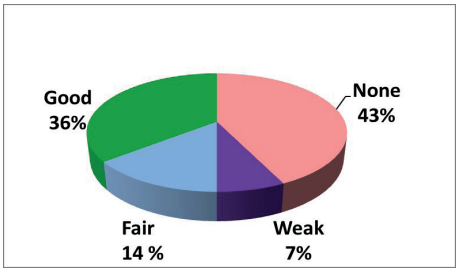

- *With the 20% threshold*: 21% of projects funded under the SC2 topics flagged for SSH show good integration of SSH partners and of their contributions while 43% of projects do not include any SSH partner.

Quality of SSH integration	Number of projects	Share of projects
With the 20% threshold		
None	6	43%
Weak	5	36%
Fair	0	0%
Good	3	21%
Total	14	100%

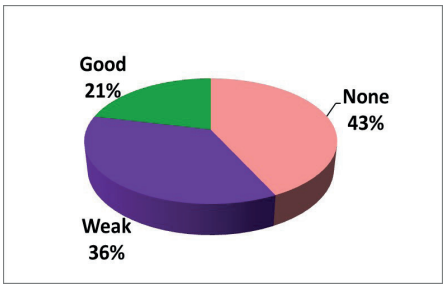

5.3 Societal Challenge 3 'Secure, clean and efficient energy'

In 2015 SC3 funded a total of 36 topics under two calls for proposals: Efficient Energy (EE) and Competitive Low-Carbon Energy (LCE). The 2014-15 Work Programme set the budget for these 36 topics at €619 million.

14 out of the 36 topics were flagged for SSH:

- 13 topics under the call EE
- 1 topic under the call LCE.

These 14 topics funded 44 projects for a budget of €88 million, out of which €13 million (i.e. 15%) went to SSH partners: €11 million under the call EE and €2 million under the call LCE.

In terms of types of action, the 44 funded projects include:

- 9 Research and Innovation Actions
- 2 Innovation Actions
- 33 Coordination and Support Actions.

SSH partners account for 18% of project partners (85 out of 481) in the 44 projects. The four most represented countries are Belgium, France, the Netherlands and Austria.

Country of affiliation of SSH partners																									
Country	BE	FR	NL	AT	IT	DE	UK	CH	PL	RO	CZ	ES	PT	SE	HU	LV	LT	BG	DK	EE	FI	LU	SI	EL	MK
Partners	12	10	8	7	6	5	5	3	3	3	3	2	2	2	2	2	2	1	1	1	1	1	1	1	1
Share	14%	12%	9%	8%	7%	6%	6%	4%	4%	4%	4%	2%	2%	2%	2%	2%	2%	1%	1%	1%	1%	1%	1%	1%	1%

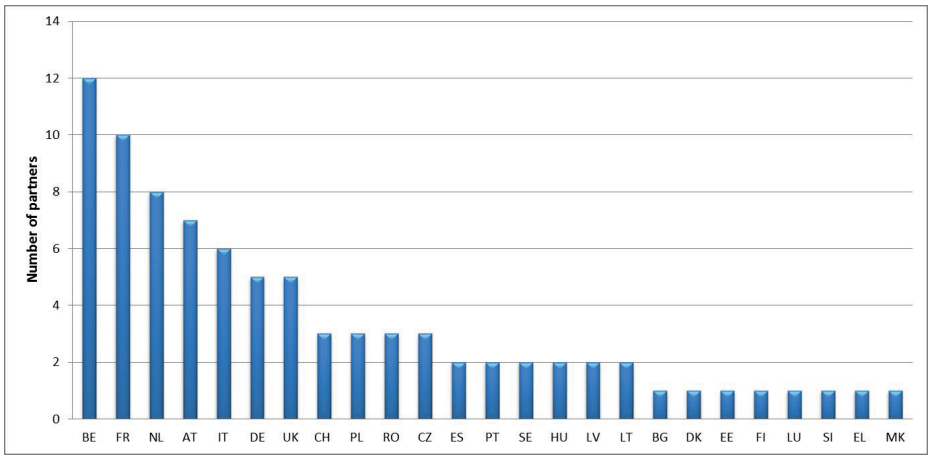

Project coordination is done by an SSH partner in 7 out of the 44 projects. The 7 SSH project coordinators are affiliated with the six countries listed below.

Country of affiliation of SSH partners	DE	IT	PT	ES	FR	AT
Number of projects coordinated	2	1	1	1	1	1

In terms of type of activity, 23% of all 85 SSH partners are either HES or REC while 39% are PRC..

Type of activity of partners	Number of SSH partners	Share of SSH partners
HES	6	7%
REC	14	16%
PUB	12	14%
PRC	33	39%
OTH	20	24%
Total	85	100%

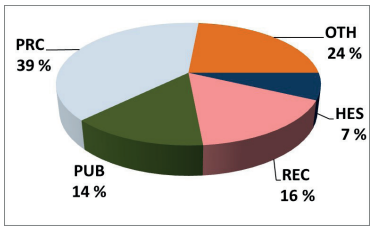

In terms of type of SSH expertise across all 44 funded projects, three clusters of disciplines are prevalent: economics; business and marketing and political science, public administration.

Discipline prevalence in projects funded under SSH-flagged topics		
Disciplines and clusters of disciplines	**Number of experts per discipline**	**Share of experts that include partner-level expertise**
Economics	69	33%
Business, Marketing	54	26%
Political Science	26	12%
Non - Research activities (Communication and project management)	24	11%
Law	11	5%
Communication	8	4%
Sociology	8	4%
Psychology	2	1%
Anthropology, Ethnology	2	1%
History	2	1%
Demography, Geography	1	Less than 1%
Education	1	Less than 1%
Humanities, the Arts	1	Less than 1%

When it comes to the quality of SSH integration:

- *With the 10% threshold*: 43% of projects funded under the SC3 topics flagged for SSH show good integration of SSH partners and of their contributions while 25 % of projects do not include any SSH partner.

Quality of SSH integration	Number of projects	Share of projects
With the 10% threshold		
None	11	25%
Weak	1	2%
Fair	13	30%
Good	19	43%
Total	44	100%

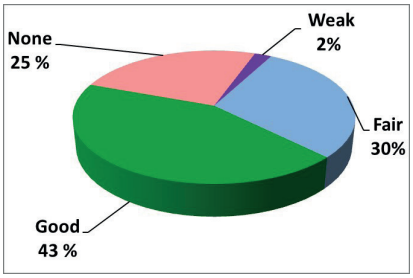

- *With the 20% threshold*: 20% of projects funded under the SC3 topics flagged for SSH show good integration of SSH partners and of their contributions while 32% of projects do not include any SSH partner.

Quality of SSH integration	Number of projects	Share of projects
With the 20% threshold		
None	14	32%
Weak	10	23%
Fair	11	25%
Good	9	20%
Total	44	100%

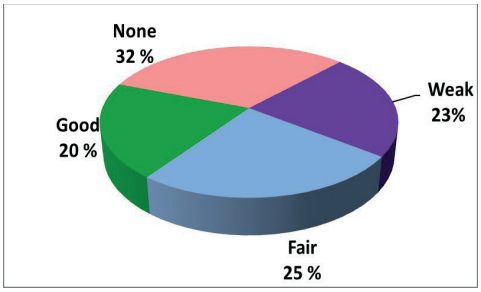

5.4 Societal Challenge 4 'Smart, green and integrated transport'

In 2015 SC4 funded a total of 16 topics under two calls for proposals: Mobility for Growth (MG) and Green Vehicles (GV). The 2014-15 Work Programme set the budget for these 16 topics at €268 million.

5 out of the 16 topics were flagged for SSH:

- 5 topics under the call MG

These 5 topics funded 11 projects for a budget of €75 million, out of which €27 million (i.e. 36%) went to SSH partners: €27 million under the call MG.

In terms of types of action, the 11 funded projects include:

- 5 Research and Innovation Actions
- 3 Innovation Actions
- 3 Coordination and Support Actions.

SSH partners account for 33% of project partners (69 out of 210) in the 11 projects. The five most represented countries are Germany, Belgium, Italy, Romania and France.

Country of affiliation of SSH partners																							
Country	DE	BE	IT	RO	FR	BG	LT	MT	PL	ES	SE	PT	AT	UK	CY	CZ	DK	EL	FI	NL	SI	SK	CN
Partners	11	8	8	5	5	4	4	3	2	2	2	2	2	2	1	1	1	1	1	1	1	1	1
Share	16%	12%	12%	7%	7%	6%	6%	4%	3%	3%	3%	3%	3%	3%	1%	1%	1%	1%	1%	1%	1%	1%	1%

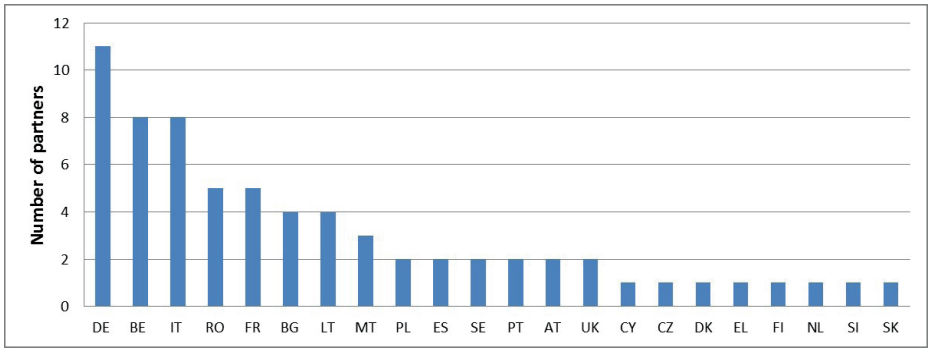

Project coordination is done by an SSH partner in 5 out of the 11 projects. The 5 SSH project coordinators are affiliated with the four countries listed below.

Country of affiliation of SSH partners	BE	AT	DE	IT
Number of projects coordinated	2	1	1	1

In terms of type of activity, close to 50% of all 69 SSH partners are either PRC or OTH.

Type of activity of partners	Number of SSH partners	Share of SSH partners
HES	4	6%
REC	7	10%
PUB	16	23%
PRC	25	36%
OTH	17	25%
Total	69	100%

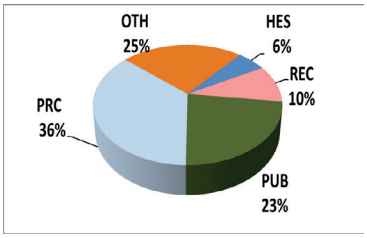

In terms of type of SSH expertise across all 11 funded projects, three clusters of disciplines are prevalent: political science and public administration; business, marketing; and economics.

Discipline prevalence in projects funded under SSH-flagged topics		
Disciplines and clusters of disciplines	Number of experts per discipline	Share of experts that include partner-level expertise
Political Science, Public Administration	39	26%
Business, Marketing	26	17%
Economics	23	15%
Communication	15	10%
Law	11	7%
Sociology	11	7%
Demography, Geography	9	6%
Non - Research activities (Communication and project management)	7	5%
Humanities, the Arts	3	2%
Education	3	2%
Psychology	1	1%
History	1	1%
Anthropology, Ethnology	0	0%

When it comes to the quality of SSH integration:

- *With the 10% threshold*: 91% of projects funded under the SC4 topics flagged for SSH show good integration of SSH partners and of their contributions while 9% of projects show fair integration of SSH.

Quality of SSH integration	Number of projects	Share of projects
With the 10% threshold		
None	0	0%
Weak	0	0%
Fair	1	9%
Good	10	91%
Total	11	100%

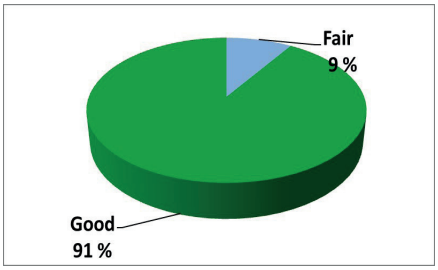

- *With the 20% threshold*: 64% of projects funded under the SC4 topics flagged for SSH show good integration of SSH partners and of their contributions while 9% of projects show weak integration of SSH.

Quality of SSH	Number of projects	Share of projects
With the 20% threshold		
None	0	0%
Weak	1	9%
Fair	3	27%
Good	7	64%
Total	11	100%

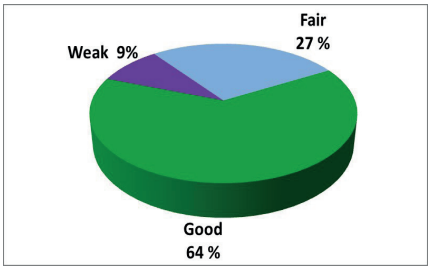

5.5 Societal Challenge 5 'Climate action, environment, resource efficiency and raw materials'

In 2015 SC5 funded a total of 22 topics under three calls for proposals: Waste – A resource to recycle, reuse and recover raw materials (WASTE), Water Innovation – Boosting its value for Europe (WATER) and Growing a low-carbon, resource-efficient economy with a sustainable supply of raw materials (SC5). The 2014-15 Work Programme set the budget for these 22 topics at €329 million.

9 out of the 22 topics were flagged for SSH:

- 1 topics under the call WASTE
- 3 topic under the call WATER
- 5 topics under the call SC5.

These 9 topics funded 32 projects for a budget of €172 million, out of which €16 million (i.e. 9%) went to SSH partners: €6 million under the call WASTE, €8 million under the call WATER and €2 million under the call SC5.

In terms of types of action, the 32 funded projects include:

- 13 Research and Innovation Actions
- 16 Innovation Action
- 3 Coordination and Support Actions.

SSH partners account for 11% of project partners (59 out of 566) in the 32 projects. The four most represented countries are Belgium, Italy, Germany and Spain.

Country of affiliation of SSH partners																	
Country	BE	IT	DE	ES	IE	NL	PL	UK	AT	FR	HU	PT	DK	EL	JP	ZA	OTHER
Partners	8	8	7	7	5	4	4	3	2	2	2	2	1	1	1	1	1
Share	14%	14%	12%	12%	8%	7%	7%	5%	3%	3%	3%	3%	2%	2%	2%	2%	2%

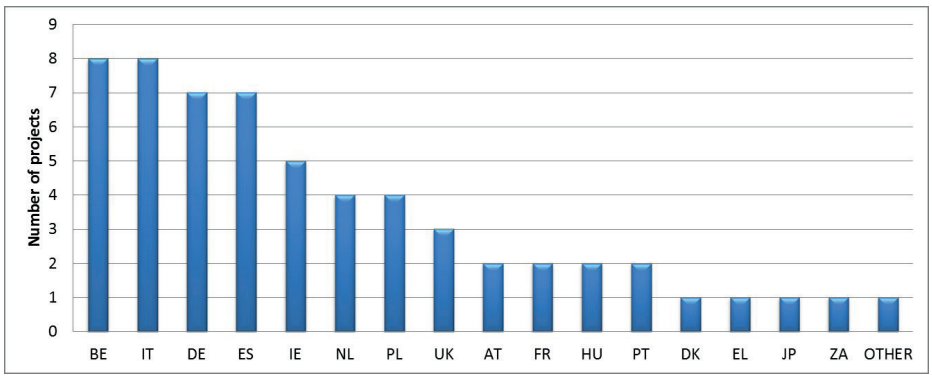

Project coordination is done by an SSH partner in 5 out of the 32 projects. The 5 SSH project coordinators are affiliated with the four countries listed below.

Country of affiliation of SSH partners	ES	NL	DK	BE
Number of projects coordinated	2	1	1	1

In terms of type of activity, 58% of all 59 SSH partners are either PRC or HES.

Type of activity of partners	Number of SSH partners	Share of SSH partners
HES	14	24%
REC	4	7%
PUB	7	12%
PRC	20	34%
OTH	14	24%
Total	59	100%

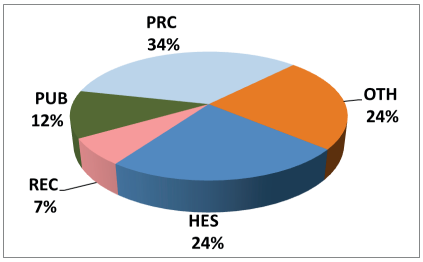

In terms of type of SSH expertise across all 32 funded projects, four clusters of disciplines are prevalent: economics, non-research activities, political science, public administration; business and marketing.

Discipline prevalence in projects funded under SSH-flagged topics		
Disciplines and clusters of disciplines	Number of experts per discipline	Share of experts that include partner-level expertise
Economics	35	23%
Non - Research activities (Communication and project management)	30	19%
Political Science, Public Administration	24	15%
Business, Marketing	17	11%
Communication	14	9%
Sociology	12	8%
Demography, Geography	9	6%
Law	8	5%
Education	3	2%
Anthropology, Ethnology	2	1%
History	1	1%
Psychology	0	0%
Humanities, the Arts	0	0%

When it comes to the quality of SSH integration:

- *With the 10% threshold*: 38% of projects funded under the SC5 topics flagged for SSH show good integration of SSH partners and of their contributions while 47% of projects do not include any SSH partner.

Quality of SSH integration	Number of projects	Share of projects
With the 10% threshold		
None	15	47%
Weak	1	3%
Fair	4	13%
Good	12	38%
Total	32	100%

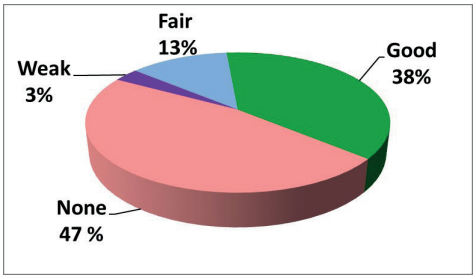

- *With the 20% threshold*: 9% of projects funded under the SC5 topics flagged for SSH show good integration of SSH partners and of their contributions while 50% of projects do not include any SSH partner.

Quality of SSH integration	Number of projects	Share of projects
With the 20% threshold		
None	16	50%
Weak	7	22%
Fair	6	19%
Good	3	9%
Total	32	100%

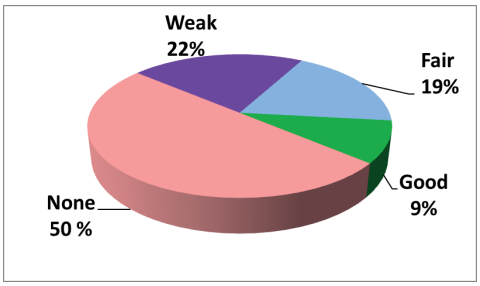

5.6 Societal Challenge 6 'Europe in a changing world – Inclusive, innovative and reflective Societies'

In 2015 SC6 funded a total of 28 topics under four calls for proposals: Overcoming the Crisis: New Ideas, Strategies and Governance Structures for Europe (EURO), the Young Generation in an Innovative, Inclusive and Sustainable Europe (YOUNG), Reflective Societies: Cultural Heritage and European Identities (REFLECTIVE), Europe as a Global Actor (INT) and New Forms of Innovation (INSO). The 2014-15 Work Programme set the budget for these 28 topics at €127 million.

23 out of the 28 topics were flagged for SSH:

- 2 topics under the call EURO
- 2 topics under the call YOUNG
- 7 topics under the call REFLECTIVE
- 10 topics under the call INT
- 2 topics under the call INSO

These 23 topics funded 36 projects for a budget of €92 million, out of which €61 million (i.e. 67%) went to SSH partners: €4 million under the call EURO, €9 million under the call YOUNG, €19 million under the call REFLECTIVE, €24 under the call INT, and €5 million under the call INSO.

In terms of types of action, the 36 funded projects include:

- 26 Research and Innovation Actions
- 4 Innovation Actions
- 5 Coordination and Support Actions
- 1 ERA-NET.

SSH partners account for 72% of project partners (305 out of 423) in the 36 projects. The four most represented countries are the UK, Germany, Italy, and Spain.

Country of affiliation of SSH partners																					
Country	UK	DE	IT	ES	OTHER	BE	DK	TR	AT	PL	NL	EL	FR	NO	SK	HR	FI	HU	EE	PT	LT
Partners	31	27	27	27	26	15	11	11	11	10	9	7	7	7	7	6	6	5	5	5	5
Share	10%	9%	9%	9%	9%	5%	4%	4%	4%	3%	3%	2%	2%	2%	2%	2%	2%	2%	2%	2%	2%

Country of affiliation of SSH partners																					
Country	SE	IE	BG	SI	AU	CZ	LV	RO	CH	RS	CN	UA	LU	AL	BA	IL	MD	BR	IN	RU	ZA
Partners	4	4	3	3	3	2	2	2	2	2	2	2	1	1	1	1	1	1	1	1	1
Share	1%	1%	1%	1%	1%	1%	1%	1%	1%	1%	1%	1%	0%	0%	0%	0%	0%	0%	0%	0%	0%

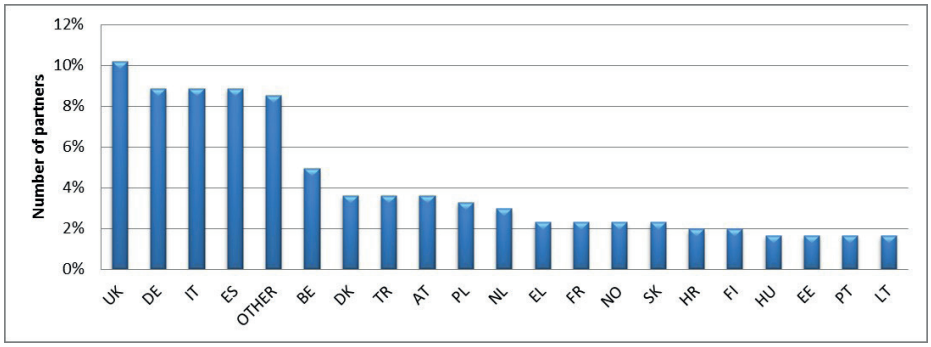

Project coordination is done by an SSH partner in 29 out of the 36 projects. The 29 SSH project coordinators are affiliated with the twelve countries listed below.

Country of affiliation of SSH partners	UK	DE	ES	BE	NO	IT	NL	AT	HU	FI	EL
Number of projects coordinated	6	6	4	3	3	2	1	1	1	1	1

In terms of type of activity, 75% of all 305 SSH partners are either HES or REC.

Type of activity of partners	Number of SSH partners	Share of SSH partners
HES	160	52%
REC	69	23%
PUB	25	8%
PRC	26	9%
OTH	25	8%
Total	305	100%

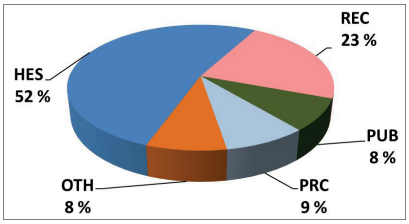

In terms of type of SSH expertise across all 36 funded projects, five clusters of disciplines are prevalent: political science and public administration; sociology; economics; non-research activities and history.

Discipline prevalence in projects funded under SSH-flagged topics		
Disciplines and clusters of disciplines	Number of experts per discipline	Share of experts that include partner-level expertise
Political Science, Public Administration	222	25%
Sociology	112	13%
Economics	81	9%
Non - Research activities (Communication and project management)	80	9%
History	76	9%
Humanities, the Arts	68	8%
Education	53	6%
Communication	45	5%
Business, Marketing	41	5%
Law	40	5%
Anthropology, Ethnology	31	4%
Psychology	22	3%
Demography, Geography	8	1%

When it comes to the quality of SSH integration:

- *With the 10% threshold*: 97% of projects funded under the SC6 topics flagged for SSH show good integration of SSH partners and of their contributions while 3% of projects show fair integration.

Quality of SSH integration	Number of projects	Share of projects
With the 10% threshold		
None	0	0%
Weak	0	0%
Fair	1	3%
Good	35	97%
Total	36	100%

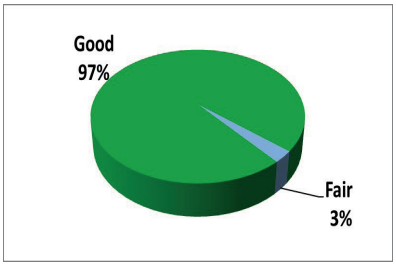

- *With the 20% threshold*: 83% of projects funded under the SC6 topics flagged for SSH show good integration of SSH partners and of their contributions while 8,5% of projects show weak integration.

Quality of SSH integration	Number of projects	Share of projects
With the 20% threshold		
None	0	0%
Weak	3	8,5%
Fair	3	8,5%
Good	30	83%
Total	36	100%

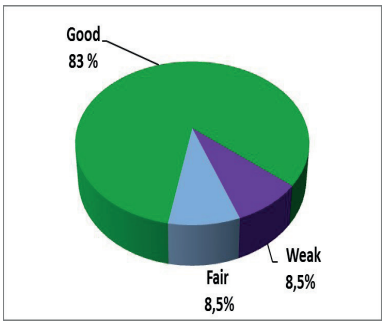

5.7 Societal Challenge 7 'Secure Societies – Protecting freedom and security of Europe and its citizens'

In 2015 SC7 funded a total of 37 topics under three calls for proposals: Disaster-resilience: safeguarding and securing society, including adapting to climate change (DRS), Fight against crime and terrorism (FCT), Border Security and External Security and Digital Security (BES). The 2014-15 Work Programme set the budget for these 37 topics at €200 million.

10 out of the 37 topics were flagged for SSH:

- 4 topics under the call DRS
- 5 topics under the call FCT
- 1 topics under the call Border Security and External Security BES.

These 10 topics funded 11 projects for a budget of €38 million, out of which €13 million (i.e. 34%) went to SSH partners: €3 million under the call Disaster-resilience: safeguarding and securing society, including adapting to climate change, €8 million under the call Fight against crime and terrorism, and €2 million under the call Border Security and External Security.

In terms of types of action, the 11 funded projects include:

- 6 Research and Innovation Actions
- 1 Innovation Action
- 4 Coordination and Support Actions.

SSH partners account for 50% of project partners (78 out of 157) in the 11 projects. The three most represented countries are the UK, Italy and Spain.

Country of affiliation of SSH partners																					
Country	UK	IT	ES	DE	PT	BE	NL	AT	PL	EL	FI	IE	RO	SE	CH	IL	FR	BG	EE	US	OTHER
Partners	13	10	9	6	6	4	4	3	3	2	2	2	2	2	2	2	2	1	1	1	1
Share	17%	13%	12%	8%	8%	5%	5%	4%	4%	3%	3%	3%	3%	3%	3%	3%	3%	1%	1%	1%	1%

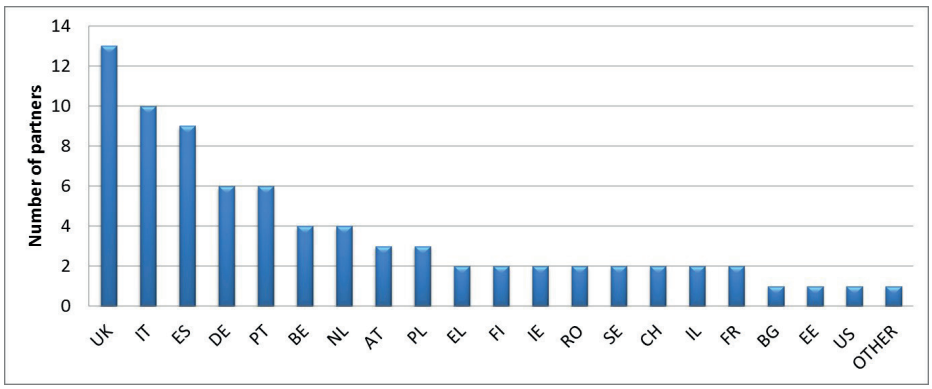

Project coordination is done by an SSH partner in 4 out of the 11 projects. The 4 SSH project coordinators are affiliated with the two countries listed below.

Country of affiliation of SSH partners	IT	UK
Number of projects coordinated	3	1

In terms of type of activity, 60% of all 78 SSH partners are either HES or PRC..

Type of activity of partners	Number of SSH partners	Share of SSH partners
HES	37	47%
REC	5	6%
PUB	18	23%
PRC	10	13%
OTH	8	10%
Total	78	100%

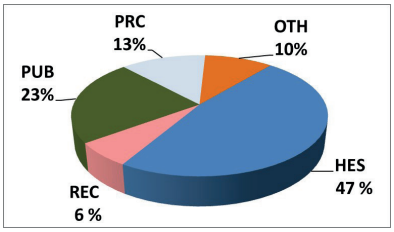

In terms of type of SSH expertise across all 11 funded projects, three clusters of disciplines are prevalent: political science and public administration; sociology; and law.

Discipline prevalence in projects funded under SSH-flagged topics		
Disciplines and clusters of disciplines	Number of experts per discipline	Share of experts that include partner-level expertise
Political Science, Public Administration	57	25%
Sociology	41	18%
Law	34	15%
Non - Research activities (Communication and project management)	25	11%
History	23	10%
Psychology	18	8%
Business, Marketing	16	7%
Economics	7	3%
Humanities, the Arts	4	2%
Communication	3	1%
Anthropology, Ethnology	1	0%
Education	0	0%
Demography, Geography	0	0%

When it comes to the quality of SSH integration:

- *With the 10% threshold*: 82% of projects funded under the SC7 topics flagged for SSH show good integration of SSH partners and of their contributions while 18% of projects show fair integration.

Quality of SSH integration	Number of projects	Share of projects
With the 10% threshold		
None	0	0%
Weak	0	0%
Fair	2	18%
Good	9	82%
Total	11	100%

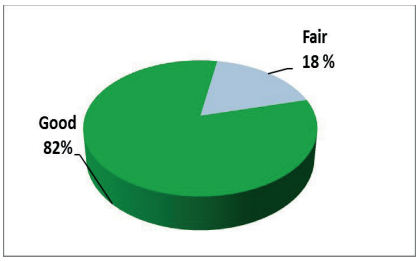

- *With the 20% threshold*: 73% of projects funded under the SC7 topics flagged for SSH show good integration of SSH partners and of their contributions while 9% of projects show weak integration.

Quality of SSH integration	Number of projects	Share of projects
With the 20% threshold		
None	0	0%
Weak	1	9%
Fair	2	18%
Good	8	73%
Total	11	100%

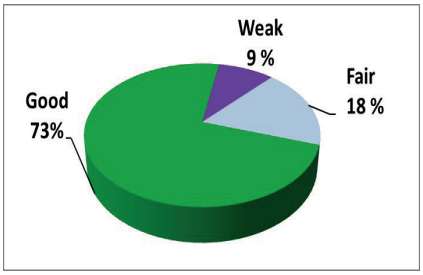

5.8 LEIT-ICT 'Leadership in enabling and industrial technologies - Information and Communication Technologies'

In 2015 LEIT-ICT funded a total of 20 topics under three calls for proposals: Information and Communication Technologies (ICT), EU-Brazil Research and Development Cooperation in Advanced Cyber Infrastructure (EUB) and EU-Japan Research and Development Cooperation in Net Futures (EUJ). The 2014-15 Work Programme set the budget for these 27 topics at €819 million.

4 out of the 20 topics were flagged for SSH:

- 4 topics under the call ICT

These 4 topics funded 60 projects for a budget of €195 million, out of which €28,5 million (i.e. 15%) went to SSH partners under the call ICT.

In terms of types of action, the 60 funded projects include:

- 45 Research and Innovation Actions
- 9 Innovation Actions
- 6 Coordination and Support Actions.

SSH partners account for 20% of project partners (111 out of 549) in the 60 projects. The five most represented countries are the UK, Italy, Belgium, Germany and France.

Country of affiliation of SSH partners																										
Country	UK	IT	BE	DE	FR	ES	AT	NL	PT	EL	FI	DK	RO	CH	CZ	HR	HU	IE	LU	PL	SE	SK	IL	RS	TR	OTHER
Partners	20	13	11	10	9	7	6	6	4	4	3	2	2	2	1	1	1	1	1	1	1	1	1	1	1	1
Share	18%	12%	10%	9%	8%	6%	5%	5%	4%	4%	3%	2%	2%	2%	1%	1%	1%	1%	1%	1%	1%	1%	1%	1%	1%	1%

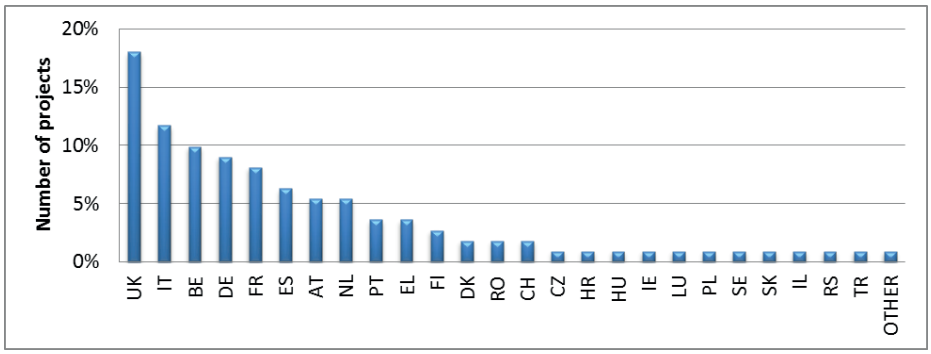

Project coordination is done by an SSH partner in 7 out of the 60 projects. The SSH project coordinators are affiliated with the seven countries listed below.

Country of affiliation of SSH partners	BE	DE	ES	IT	NL	PT	UK
Number of projects coordinated	1	1	1	1	1	1	1

In terms of type of activity, 33% of all 111 SSH partners are PRC.

Type of activity of partners	Number of SSH partners	Share of SSH partners
HES	19	17%
REC	18	16%
PUB	8	7%
PRC	37	33%
OTH	29	26%
Total	111	100%

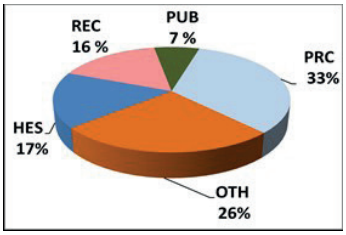

In terms of type of SSH expertise across all 60 projects funded under the SSH-flagged topics, three clusters of disciplines are prevalent: business and marketing; political science, public administration; and sociology.

Discipline prevalence in projects funded under SSH-flagged topics		
Disciplines and clusters of disciplines	**Number of experts per discipline**	**Share of experts that include partner-level expertise**
Business, Marketing	43	16%
Political Science, Public Administration	33	12%
Sociology	32	12%
Non - Research activities (Communication and project management)	32	12%
Education	26	10%
Psychology	24	9%
Humanities, the Arts	24	9%
Economics	20	7%
Communication	18	7%
Law	8	3%
Anthropology, Ethnology	6	2%
History	5	2%
Demography, Geography	1	Less than 1%

When it comes to the quality of SSH integration:

- *With the 10% threshold*: 50% of projects funded under the LEIT-ICT topics flagged for SSH show good integration of SSH partners and of their contributions while 20% of projects do not include any SSH partner.

Quality of SSH integration	Number of projects	Share of projects
With the 10% threshold		
None	12	20%
Weak	7	12%
Fair	11	18%
Good	30	50%
Total	60	100%

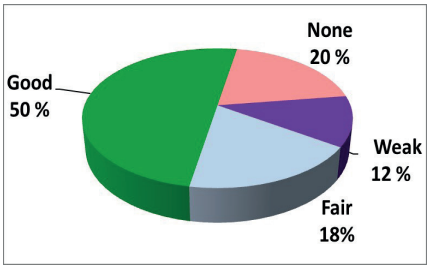

- *With the 20% threshold:* 37% of projects funded under the LEIT-ICT topics flagged for SSH show good integration of SSH partners and of their contributions while 27% do not include any SSH partner.

Quality of SSH integration	Number of projects	Share of projects
With the 20% threshold		
None	16	27%
Weak	12	20%
Fair	10	17%
Good	22	37%
Total	60	100%

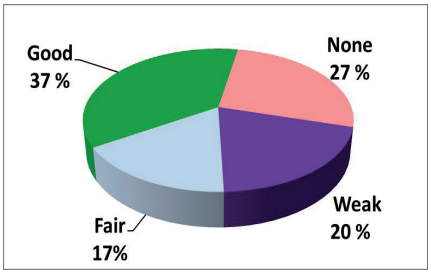

5.9 LEIT-NMP 'Leadership in enabling and industrial technologies - Nanotechnologies, Advanced Materials, Biotechnology and Advanced Manufacturing and Processing'

In 2015 LEIT-NMP funded a total of 37 topics under four calls for proposals: Nanotechnologies, Advanced Materials and Production (NMP), Biotechnology (BIOTEC), Factories of the Future (FoF), Energy-efficient Buildings (EeB) and Sustainable Process Industries (SPIRE). The 2014-15 Work Programme set the budget for these 47 topics at €510 million.

2 out of the 37 topics were flagged for SSH:

- 1 topic under the call NMP
- 1 topic under the call BIOTEC

These 2 topics funded 3 projects for a budget of €8 million, out of which €0,2 million (i.e. 2,5%) went to SSH partners.

In terms of types of action, the 3 funded projects include:

- 2 Research and Innovation Actions
- 1 Coordination and Support Actions.

SSH partners account for 14% of project partners (3 out of 22) in the 3 projects. The three most represented countries are Greece, Italy and the Netherlands.

Country of affiliation of SSH partners			
Country	EL	IT	NL
Partners	1	1	1
Share	33%	33%	33%

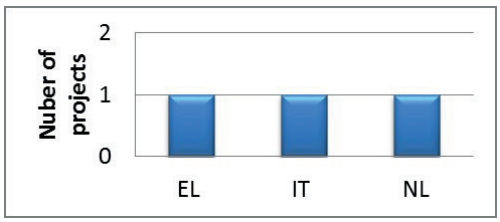

No project coordinator for any of the 7 projects has SSH expertise.

In terms of type of activity, close to 67% of all 3 SSH partners are PRC.

Type of activity of partners	Number of SSH partners	Share of SSH partners
HES	0	0%
REC	1	33%
PUB	0	0%
PRC	2	67%
OTH	0	0%
Total	3	100%

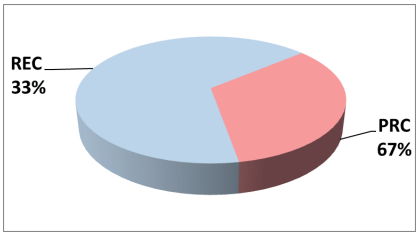

In terms of type of SSH expertise across all 3 projects funded under the SSH-flagged topics, three clusters of disciplines are represented: communication, economics, political science and public administration.

Disciplines and clusters of disciplines	Number of experts per discipline	Share of experts that include partner-level expertise
Communication	4	36%
Economics	3	28%
Political Science, Public Administration	2	18%
History	1	9%
Business, Marketing	1	9%
Education	0	0%
Psychology	0	0%
Humanities, the Arts	0	0%
Non - Research activities (Communication and project management)	0	0%
Law	0	0%
Anthropology, Ethnology	0	0%
Sociology	0	0%
Demography, Geography	0	0%

When it comes to the quality of SSH integration (*With the 10% and 20% threshold*): 33% of projects funded under the LEIT-NMBP topics flagged for SSH show good integration of SSH partners and of their contributions while 67% of projects do not include any SSH partner.

Quality of SSH integration	Number of projects	Share of projects
With the 10% and 20 threshold		
None	2	67%
Weak	0	0%
Fair	0	0%
Good	1	33%

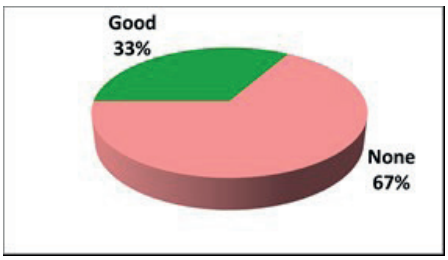

5.10 LEIT-SPACE 'Leadership in enabling and industrial technologies – Space'

In 2015 LEIT-SPACE funded a total of 13 topics under four calls for proposals: Applications in Satellite Navigation (GALILEO), Earth Observation (EO), Protection of European Assets in and from Space (PROTEC) and Competitiveness of the European Space Sector (COMPET). The 2014-15 Work Programme set the budget for these 13 topics at €104,5 million.

0 out of the 13 topics were flagged for SSH in 2015.

6. CONCLUSION AND WAY FORWARD

The results of the second monitoring report of the SSH-flagged topics in 2015 remain stable compared to 2014. They can even be considered as encouraging if we consider the application of the new methodology (see section 2). Certainly, there is room for improvement. As the report shows, there are obvious concerns regarding the integration of SSH in some Societal Challenges and the LEIT parts of the programme. Some disciplines are well represented but others are not. This is particularly the case for the humanities and the arts. The SSH partners and coordinators in the 2015 projects are concentrated in a few countries (almost 50% of the SSH partners and nearly 75% of SSH coordinators are established in only 5 EU countries).

To address these issues and also to meet the concerns of the SSH and STEM communities, efforts are being made to improve the SSH integration in WP 2018-2020. The activities that will be continued during the entire duration of Horizon 2020 focus on four priorities:

1. Improving the quality of topics

In cooperation with a strong network of SSH liaison officers that has been established across all Societal Challenges and LEIT parts of the programme, all topics in the Work Programme 2016-17 were screened for their potential SSH relevance. In a next step, appropriate wording was introduced in order to make sure that the SSH dimensions constitute an integral part of the topic description and are recognised by proponents as such (see the examples provided in Section 4). This work will be continued in order to better prepare the Work Programme 2018-2020. Special efforts should be undertaken to include the important insights the humanities can offer to address Societal Challenges.

2. Enhancing evaluation procedures

To ensure a fair and consistent evaluation of SSH-flagged topics, the participation of experts with SSH expertise in the evaluation panels is key. In this regard a briefing on the concept of SSH embedding and the role of SSH research in SSH-flagged topics was developed both for moderators and for evaluators in order to be consistently used in the evaluations. The quality of SSH expertise in the evaluation panels will have to be continuously monitored in the forthcoming evaluations.

3. Strengthening feedback

The monitoring of the integration of SSH as a cross-cutting issue should continue on a regular basis. Where needed, the methodology used in the report will be refined as is the case of the present report. Best practice examples, such as the projects listed in Section 4, will be identified and showcased. The results of the report will be published both internally and externally and will serve as guidance for Commission services, for applicants, for research policy makers and for the research and innovation community at large. The report contributes to the H2020 Interim Evaluation report due by spring 2017.

4. Stepping up communication efforts

An effective communication and dissemination strategy is essential to achieve a satisfactory level of SSH integration across Horizon 2020. The Commission is aware that many scientists are still reluctant to engage into inter-disciplinary research (even amongst SSH disciplines) because of complex inter-knowledge issues, but also because of the social constraints by disciplines, specialisation and careers. Reaching out to all relevant stakeholders in the scientific community (both SSH and non SSH disciplines) will raise awareness on the importance of tackling societal challenges in an inter-disciplinary perspective. In this context, the Commission should further streamline its communication strategy by involving the network of contact points at national level and by addressing interdisciplinary concerns through dedicated fora for debates with the scientific communities.

With these four priorities, the ambition is to make SSH an integral part of new research questions to a larger extent in the last Work Programme 2018-2020 of Horizon 2020.

HOW TO OBTAIN EU PUBLICATIONS

Free publications:

- one copy:
  via EU Bookshop (http://bookshop.europa.eu);
- more than one copy or posters/maps:
  from the European Union's representations (http://ec.europa.eu/represent_en.htm);
  from the delegations in non-EU countries (http://eeas.europa.eu/delegations/index_en.htm);
  by contacting the Europe Direct service (http://europa.eu/europedirect/index_en.htm) or
  calling 00 800 6 7 8 9 10 11 (freephone number from anywhere in the EU) (*).

(*) The information given is free, as are most calls (though some operators, phone boxes or hotels may charge you).

Priced publications:

- via EU Bookshop (http://bookshop.europa.eu).

Priced subscriptions:

- via one of the sales agents of the Publications Office of the European Union
  (http://publications.europa.eu/others/agents/index_en.htm).

KI-01-16-934-EN-N

One of the novelties of the Horizon 2020 programme is the systematic and strategic integration of the social sciences and humanities into each of the priorities of Horizon 2020 (http://ec.europa.eu/programmes/horizon2020/en/h2020-sections). Contributions from these disciplines are needed to generate new knowledge, support evidence-based policy-making, develop key competences and produce interdisciplinary solutions to both societal and technological issues.

The broad integration of the SSH within the Societal Challenges and Industrial Leadership priorities is an exercise that provides both opportunities and challenges. It provides opportunities by creating more scope for SSH contributions under more thematic areas and more topics than before. It also creates new challenges since this new approach necessitates a change of mind towards more interdisciplinarity.

This second monitoring and evaluation report assesses in a thorough and detailed manner how the different SSH disciplines have been integrated into the projects funded in 2015 under the Societal Challenges and the Industrial Leadership priorities. The report illustrates the progress of the new policy on the integration of SSH as a cross-cutting issue but it also points out to areas where further efforts for SSH integration are needed.

Studies and Reports

Publications Office

ISBN 978-92-79-62633-3
doi:10.2777/097678